

VOW ASA

ISIN: NO0010708068

WKN: -

Overview

2024/05/28 11:37:30

Price

6.22 NOK

Difference  -22.44% (-1.80)

General attributes

ISIN	NO0010708068
Symbol	VOW
Exchange	First North Stockholm
Currency	NOK
Sector	Utilities
Security type	Stock
Market cap (m)	68 EUR
Benchmark	NORWAY OSLO BORS ALL SHARE(TRG)

Market data

Bid (Bid size)	6.54 NOK (2,300)
Ask (Ask size)	7.15 NOK (1,100)
Open	6.22 NOK
High	6.22 NOK
Low	6.22 NOK
Close (prev. day)	8.02 NOK
VWAP	6.22 NOK
Volume (pcs)	1,170
Trading volume	7,277.40
Number of trades	2
Last size	1,000

Futures and Options








Related Futures	-
Related Options	-

5y



Information about previous performance does not guarantee future performance.
Source: FactSet

Recent research

on sector			
Date		Headline	Download
2024/07/09		Aktienempfehlungen Österreich	
2024/06/24		Aktienempfehlungen Österreich	
2024/06/21		Global Equity Ratings	
2024/06/21		Aktienempfehlungen Global	
2024/06/14		Global Equity Ratings	

Details

2024/05/28 11:37:30

Price

6.22 NOK

Difference ▼ -22.44% (-1.80)

General attributes

ISIN	NO0010708068
Symbol	VOW
Exchange	First North Stockholm
Currency	NOK
Sector	Utilities
Security type	Stock
Market cap (m)	68 EUR
Benchmark	NORWAY OSLO BORS ALL SHARE(TRG)

Market data

Bid (Bid size)	6.54 NOK (2,300)
Ask (Ask size)	7.15 NOK (1,100)
Open	6.22 NOK
High	6.22 NOK
Low	6.22 NOK
Close (prev. day)	8.02 NOK
VWAP	6.22 NOK
Volume (pcs)	1,170
Trading volume	7,277.40
Number of trades	2
Last size	1,000

Performance and Risk

	6m	1y	3y
Perf (%)	-53.44%	-52.15%	-
Perf (abs.)	-7.14	-6.78	-
Beta	1.27	1.17	0.98
Volatility	246.99	224.12	131.61

5y



Information about previous performance does not guarantee future performance.
Source: FactSet

Price data

Ø price 5 days Ø volume 5 days (pcs.)	- NOK (-)
Ø price 30 days Ø volume 30 days (pcs.)	6.69 NOK (746)
Ø price 100 days Ø volume 100 days (pcs.)	7.43 NOK (815)
Ø price 250 days Ø volume 250 days (pcs.)	9.78 NOK (408)
YTD High date	12.18 NOK (2024/01/08)
YTD Low date	5.20 NOK (2024/03/26)
52 Weeks High date	14.56 NOK (2023/07/17)
52 Weeks Low date	5.20 NOK (2024/03/26)

Arbitrage views

Exchange	Date	Time	Price	Trading volume (mio.)	Number of trades
Tradegate	2024/07/09	22:26	0.605 EUR	0.00	7
Stuttgart	2024/07/10	12:12	0.586 EUR	0.00	5
Munich	2024/07/10	08:09	0.586 EUR	0.00	1
London Stock Exchange European Trade Reporting	2024/07/10	08:59	6.525 NOK	0.00	1
Frankfurt	2024/07/10	08:17	0.59 EUR	0.00	1

	07/10					
First North Stockholm	2024/ 05/28	11:37	6.22 NOK	0.01		2
FINRA other OTC Issues	2024/ 06/13	17:50	0.61 USD	0.00		1
Duesseldorf	2024/ 07/10	08:10	0.599 EUR	0.00		1
Berlin	2024/ 07/10	08:09	0.583 EUR	0.00		1

Company profile

Company Logo



Company Profile

-

Contact Details

VOW ASA

--

Telefon: -

Fax: -

E-mail: -