

## REGULUS RESOURCES INC

ISIN: CA75915M1077 WKN: -

## Overview

2024/07/26 22:02:11

Price  
1.27 EURDifference  -0.78% (-0.01)

## General attributes

ISIN	CA75915M1077
Symbol	REG
Exchange	Tradegate
Currency	EUR
Sector	Energy / Commodities
Security type	Stock
Market cap (m)	158 EUR
Benchmark	S&P/TSX 60 INDEX

## Market data

Bid (Bid size)	1.25 EUR (1,609)
Ask (Ask size)	1.29 EUR (1,547)
Open	1.27 EUR
High	1.27 EUR
Low	1.27 EUR
Close (prev. day)	1.28 EUR
VWAP	1.20628 EUR
Volume (pcs)	-
Trading volume	-
Number of trades	1
Last size	-

## Futures and Options











Related Futures	-
Related Options	-

5y



Information about previous performance does not guarantee future performance.  
Source: FactSet

## Recent research

on sector			
Date		Headline	Download
2024/07/26		Equity Weekly	
2024/07/24		Global Equity Ratings	
2024/07/24		Aktienempfehlungen Global	
2024/07/15		Aktienempfehlungen Global	
2024/07/12		Equity Weekly	

## Details

2024/07/26 22:02:11

## Price

1.27 EUR

Difference ▼ -0.78% (-0.01)

## General attributes

ISIN	CA75915M1077
Symbol	REG
Exchange	Tradegate
Currency	EUR
Sector	Energy / Commodities
Security type	Stock
Market cap (m)	158 EUR
Benchmark	S&P/TSX 60 INDEX

## Market data

Bid (Bid size)	1.25 EUR (1,609)
Ask (Ask size)	1.29 EUR (1,547)
Open	1.27 EUR
High	1.27 EUR
Low	1.27 EUR
Close (prev. day)	1.28 EUR
VWAP	1.20628 EUR
Volume (pcs)	-
Trading volume	-
Number of trades	1
Last size	-

## Performance and Risk

	6m	1y	3y
Perf (%)	+104.80%	+120.69%	+159.63%
Perf (abs.)	+0.66	+0.70	+0.79
Beta	-0.05	0.18	0.53
Volatility	57.52	51.88	60.51



Information about previous performance does not guarantee future performance.  
Source: FactSet

## Price data

Ø price 5 days   Ø volume 5 days (pcs.)	1.26 EUR (2,240)
Ø price 30 days   Ø volume 30 days (pcs.)	1.32 EUR (848)
Ø price 100 days   Ø volume 100 days (pcs.)	1.12 EUR (2,535)
Ø price 250 days   Ø volume 250 days (pcs.)	0.79 EUR (2,544)
YTD High   date	1.54 EUR (2024/06/21)
YTD Low   date	0.59 EUR (2024/01/18)
52 Weeks High   date	1.54 EUR (2024/06/21)
52 Weeks Low   date	0.43 EUR (2023/11/15)

## All listings for REGULUS RESOURCES INC

Exchange <span>⊕</span>	Date	Time	Price	Trading volume (mio.)	Number of trades
Tradegate	2024/07/26	22:02	1.27 EUR	0.00	1
TSX Venture Exchange	2024/07/26	21:59	1.90 CAD	0.00	5
Stuttgart	2024/07/26	14:44	1.25 EUR	0.00	5
Munich	2024/07/26	08:02	1.27 EUR	0.00	1
Frankfurt	2024/07/26	08:10	1.24 EUR	0.00	2

	26					
FINRA other OTC Issues	2024/07/26	19:35	1.3775 USD	0.00		1
Berlin	2024/07/26	20:48	1.26 EUR	0.00		20

## Company profile

### Company Logo



### Company Profile

-

### Contact Details

REGULUS RESOURCES INC

--

----

Telefon: -

Fax: -

E-mail: -