

PHOTOCURE ASA

ISIN: NO0010000045 WKN: -

Overview

2024/07/17 22:02:09

Price

4.535 EUR

Difference  -0.77% (-0.04)

General attributes

ISIN NO0010000045

Symbol PHO

Exchange Tradegate

Currency EUR

Sector Chemical / Pharmaceutical / Health

Security type Stock

Market cap (m) 124 EUR

Benchmark NORWAY OSLO BORS ALL SHARE(TRG)

Market data

Bid (Bid size) 4.705 EUR (700)

Ask (Ask size) 4.745 EUR (700)

Open 4.535 EUR

High 4.535 EUR

Low 4.535 EUR

Close (prev. day) 4.57 EUR

VWAP 4.995 EUR

Volume (pcs) -

Trading volume -

Number of trades 1

Last size -

Futures and Options

Related Futures -

Related Options -










5y



Information about previous performance does not guarantee future performance.

Source: FactSet

Recent research

on sector	Date	Headline	Download
	2024/07/15	 Aktienempfehlungen Global	
	2024/07/12	 Global Equity Ratings	
	2024/07/09	 Aktienempfehlungen Österreich	
	2024/06/24	 Aktienempfehlungen Österreich	
	2024/06/21	 Global Equity Ratings	

Details

2024/07/17 22:02:09

Price

4.535 EUR

Difference ▼ -0.77% (-0.04)

General attributes

ISIN NO0010000045

Symbol PHO

Exchange Tradegate

Currency EUR

Sector Chemical / Pharmaceutical / Health

Security type Stock

Market cap (m) 124 EUR

Benchmark NORWAY OSLO BORS ALL SHARE(TRG)

Market data

Bid (Bid size) 4.705 EUR (700)

Ask (Ask size) 4.745 EUR (700)

Open 4.535 EUR

High 4.535 EUR

Low 4.535 EUR

Close (prev. day) 4.57 EUR

VWAP 4.995 EUR

Volume (pcs) -

Trading volume -

Number of trades 1

Last size -

Performance and Risk

	6m	1y	3y
Perf (%)	-21.40%	+9.81%	-64.21%
Perf (abs.)	-1.24	+0.41	-8.14
Beta	0.58	0.78	0.60
Volatility	39.40	57.02	48.26

5y



Information about previous performance does not guarantee future performance.

Source: FactSet

Price data

Ø price 5 days Ø volume 5 days (pcs.)	4.781 EUR (41)
Ø price 30 days Ø volume 30 days (pcs.)	5.291 EUR (41)
Ø price 100 days Ø volume 100 days (pcs.)	5.073 EUR (21)
Ø price 250 days Ø volume 250 days (pcs.)	4.918 EUR (54)
YTD High date	6.260 EUR (2024/01/09)
YTD Low date	4.535 EUR (2024/07/17)
52 Weeks High date	6.260 EUR (2024/01/09)
52 Weeks Low date	3.510 EUR (2023/08/24)

Arbitrage views

Exchange	Date	Time	Price	Trading volume (mio.)	Number of trades
Tradegate	2024/07/17	22:02	4.535 EUR	0.00	1
Stuttgart	2024/07/18	16:15	4.71 EUR	0.00	8
London Stock Exchange	2023/11/29	17:38	50.2019 NOK	1.00	1
Frankfurt	2024/07/18	16:25	4.835 EUR	0.00	2
First North	2024/07/18	18:00	55.80 NOK	0.03	2

Stockholm	16					
FINRA other OTC Issues	2024/06/26	18:24	5.12 USD	0.00	1	
Duesseldorf	2024/07/18	08:12	4.53 EUR	0.00	1	
Berlin	2024/07/18	20:20	4.73 EUR	0.00	16	

Company profile

Company Logo



Company Profile

-

Contact Details

PHOTOCURE

--

Telefon: -

Fax: -

E-mail: -