

PHOTOCURE ASA

ISIN: NO0010000045 WKN: -

Overview

2024/04/25 22:02:17

Price
4.645 EURDifference  0.54% (0.03)

General attributes

ISIN	NO0010000045
Symbol	PHO
Exchange	Tradegate
Currency	EUR
Sector	Chemical / Pharmaceutical / Health
Security type	Stock
Market cap (m)	126 EUR
Benchmark	NORWAY OSLO BORS ALL SHARE(TRG)

Market data

Bid (Bid size)	4.66 EUR (700)
Ask (Ask size)	4.695 EUR (700)
Open	4.645 EUR
High	4.645 EUR
Low	4.645 EUR
Close (prev. day)	4.62 EUR
VWAP	4.67 EUR
Volume (pcs)	-
Trading volume	-
Number of trades	1
Last size	-

Futures and Options

Related Futures	-
Related Options	-





5y



Information about previous performance does not guarantee future performance.
Source: FactSet

Recent research

on sector

Date	Headline	Download
2024/04/15	 Aktienempfehlungen Österreich	
2024/04/03	 Global Equity Ratings	
2024/04/03	 Aktienempfehlungen Global	
2024/04/03	 Aktienempfehlungen Österreich	
2024/03/22	 Equity Weekly	

Details

2024/04/25 22:02:17

Price

4.645 EUR

Difference ▲ 0.54% (0.03)

General attributes

ISIN NO0010000045

Symbol PHO

Exchange Tradegate

Currency EUR

Sector Chemical / Pharmaceutical / Health

Security type Stock

Market cap (m) 126 EUR

Benchmark NORWAY OSLO BORS ALL SHARE(TRG)

Market data

Bid (Bid size) 4.66 EUR (700)

Ask (Ask size) 4.695 EUR (700)

Open 4.645 EUR

High 4.645 EUR

Low 4.645 EUR

Close (prev. day) 4.62 EUR

VWAP 4.67 EUR

Volume (pcs) -

Trading volume -

Number of trades 1

Last size -

Performance and Risk

	6m	1y	3y
Perf (%)	+0.00%	+4.85%	-63.65%
Perf (abs.)	+0.00	+0.22	-8.14
Beta	0.58	0.83	0.61
Volatility	43.55	56.50	47.84

5y



Information about previous performance does not guarantee future performance.
Source: FactSet

Price data

Ø price 5 days Ø volume 5 days (pcs.)	4.642 EUR (0)
Ø price 30 days Ø volume 30 days (pcs.)	4.853 EUR (5)
Ø price 100 days Ø volume 100 days (pcs.)	5.267 EUR (37)
Ø price 250 days Ø volume 250 days (pcs.)	4.701 EUR (60)
YTD High date	6.260 EUR (2024/01/09)
YTD Low date	4.570 EUR (2024/04/17)
52 Weeks High date	6.260 EUR (2024/01/09)
52 Weeks Low date	3.510 EUR (2023/08/24)

Arbitrage views

Exchange ⊕	Date	Time	Price	Trading volume (mio.)	Number of trades
Tradegate	2024/04/25	22:02	4.645 EUR	0.00	1
Stuttgart	2024/04/26	08:06	4.66 EUR	0.00	1
London Stock Exchange	2023/11/29	17:38	50.2019 NOK	1.00	1
Frankfurt	2024/04/26	08:08	4.57 EUR	0.00	1
First North	2024/03/	12:11	57.80 NOK	0.01	3

Stockholm	22					
FINRA other OTC Issues	2024/03/06	16:42	5.95 USD	0.00		1
Duesseldorf	2024/04/26	08:12	4.565 EUR	0.00		1
Berlin	2024/04/26	08:09	4.675 EUR	0.00		1

Company profile

Company Logo



Company Profile

-

Contact Details

PHOTOCURE

--

Telefon: -

Fax: -

E-mail: -