

## EAGERS AUTOMOTIVE LTD.

ISIN: AU000000APE3 WKN: APE

## Overview

2024/07/18 08:10:09

Price  
10.55 AUDDifference  -0.28% (-0.03)

## General attributes

ISIN	AU000000APE3
Symbol	APE
Exchange	Australian Securities Exchange
Currency	AUD
Sector	Automotive
Security type	Stock
Market cap (m)	1,675 EUR
Benchmark	ASX ALL ORDINARIES INDEX

## Market data

Bid (Bid size)	10.54 AUD (1,136)
Ask (Ask size)	10.56 AUD (2,297)
Open	10.58 AUD
High	10.62 AUD
Low	10.43 AUD
Close (prev. day)	10.58 AUD
VWAP	10.53918 AUD
Volume (pcs)	860,078
Trading volume	9,066,796.79
Number of trades	4,252
Last size	-

## Futures and Options





Related Futures	-
Related Options	-



5y

Information about previous performance does not guarantee future performance.  
Source: FactSet

## Recent research

on sector		
Date	Headline	Download
2024/07/15	 Aktienempfehlungen Global	
2024/07/12	 Global Equity Ratings	
2024/07/09	 Aktienempfehlungen Österreich	
2024/06/24	 Aktienempfehlungen Österreich	
2024/06/21	 Global Equity Ratings	

## Details

2024/07/18 08:10:09

## Price

10.55 AUD

Difference ▼ -0.28% (-0.03)

## General attributes

ISIN	AU000000APE3
Symbol	APE
Exchange	Australian Securities Exchange
Currency	AUD
Sector	Automotive
Security type	Stock
Market cap (m)	1,675 EUR
Benchmark	ASX ALL ORDINARIES INDEX

## Market data

Bid (Bid size)	10.54 AUD (1,136)
Ask (Ask size)	10.56 AUD (2,297)
Open	10.58 AUD
High	10.62 AUD
Low	10.43 AUD
Close (prev. day)	10.58 AUD
VWAP	10.53918 AUD
Volume (pcs)	860,078
Trading volume	9,066,796.79
Number of trades	4,252
Last size	-

## Performance and Risk

	6m	1y	3y
Perf (%)	-26.63%	-27.39%	-33.73%
Perf (abs.)	-3.83	-3.98	-5.37
Beta	1.03	1.33	1.45
Volatility	36.49	33.17	34.73



Information about previous performance does not guarantee future performance.  
Source: FactSet

## Price data

Ø price 5 days   Ø volume 5 days (pcs.)	10.52 AUD (573,152)
Ø price 30 days   Ø volume 30 days (pcs.)	10.39 AUD (716,708)
Ø price 100 days   Ø volume 100 days (pcs.)	12.15 AUD (611,778)
Ø price 250 days   Ø volume 250 days (pcs.)	13.34 AUD (437,771)
YTD High   date	15.26 AUD (2024/03/13)
YTD Low   date	9.87 AUD (2024/05/22)
52 Weeks High   date	16.06 AUD (2023/09/04)
52 Weeks Low   date	9.87 AUD (2024/05/22)

## All listings for EAGERS AUTOMOTIVE LTD.

Exchange	Date	Time	Price	Trading volume (mio.)	Number of trades
FINRA other OTC Issues	-	-	-	0.00	-
Australian Securities Exchange	2024/07/18	08:10	10.55 AUD	9.07	4,252

5y

## Company profile

### Company Logo



### Company Profile

-

### Contact Details

EAGERS AUTOMOTIVE

--

----

Telefon: -

Fax: -

E-mail: -