

APA GROUP NPV (STAPLED UNITS)

ISIN: **AU000000APA1** WKN: **APA**

Overview

2024/08/16 08:10:12

Price
7.90 AUD

Difference  0.00% (0.00)

General attributes

ISIN	AU000000APA1
Symbol	APA
Exchange	Australian Securities Exchange
Currency	AUD
Sector	Energy / Commodities
Security type	Stock
Market cap (m)	0
Benchmark	ASX ALL ORDINARIES INDEX

Market data

Bid (Bid size)	7.90 AUD (49,185)
Ask (Ask size)	7.92 AUD (2,629)
Open	7.96 AUD
High	8.02 AUD
Low	7.89 AUD
Close (prev. day)	7.90 AUD
VWAP	7.941158 AUD
Volume (pcs)	1,612,479
Trading volume	12,823,150.18
Number of trades	4,208
Last size	-

Futures and Options





Related Futures	-
Related Options	297

5y



Information about previous performance does not guarantee future performance.
Source: FactSet

Recent research

on sector			
Date		Headline	Download
2024/08/13		Aktienempfehlungen Österreich	
2024/08/12		Global Equity Ratings	
2024/08/12		Aktienempfehlungen Global	
2024/08/09		Equity Weekly	
2024/08/02		Equity Weekly	

Details

2024/08/16 08:10:12

Price

7.90 AUD

Difference ➔ 0.00% (0.00)

General attributes

ISIN	AU000000APA1
Symbol	APA
Exchange	Australian Securities Exchange
Currency	AUD
Sector	Energy / Commodities
Security type	Stock
Market cap (m)	0
Benchmark	ASX ALL ORDINARIES INDEX

Market data

Bid (Bid size)	7.90 AUD (49,185)
Ask (Ask size)	7.92 AUD (2,629)
Open	7.96 AUD
High	8.02 AUD
Low	7.89 AUD
Close (prev. day)	7.90 AUD
VWAP	7.941158 AUD
Volume (pcs)	1,612,479
Trading volume	12,823,150.18
Number of trades	4,208
Last size	-

Performance and Risk

	6m	1y	3y
Perf (%)	-2.23%	-16.05%	-20.04%
Perf (abs.)	-0.18	-1.51	-1.98
Beta	0.47	0.60	0.49
Volatility	15.76	16.58	19.66

5y



Information about previous performance does not guarantee future performance.
Source: FactSet

Price data

Ø price 5 days Ø volume 5 days (pcs.)	7.90 AUD (1,660,665)
Ø price 30 days Ø volume 30 days (pcs.)	7.88 AUD (2,395,302)
Ø price 100 days Ø volume 100 days (pcs.)	8.26 AUD (2,490,558)
Ø price 250 days Ø volume 250 days (pcs.)	8.32 AUD (2,777,711)
YTD High date	8.90 AUD (2024/05/16)
YTD Low date	7.65 AUD (2024/07/26)
52 Weeks High date	9.43 AUD (2023/08/17)
52 Weeks Low date	7.65 AUD (2024/07/26)

Arbitrage views

Exchange ⊕	Date	Time	Price	Trading volume (mio.)	Number of trades
Tradegate	2024/08/15	22:02	4.8585 EUR	0.00	1
Stuttgart	2024/08/16	10:32	4.6575 EUR	0.00	2
Frankfurt	2024/08/16	08:08	4.658 EUR	0.00	1
FINRA other OTC Issues	2024/08/14	15:55	5.204 USD	0.07	3
Duesseldorf	2024/	16:30	4.643 EUR	0.00	4

	08/16				
Australian Securities Exchange	2024/08/16	08:10	7.90 AUD	12.82	4,208

Company profile

Company Logo



Contact Details

APA GROUP

--

Level 5, Airport Central Tower 241 O'Riordan Street - 2020 Mascot, NSW

Telefon: +61 2 9693 0000

Fax: +61 2 8339 0005

E-mail: -

Company Profile

-

Members of Management Board

Rob Wheals Chairman of Managing Board

Adam Watson Member of Executive Committee

Darren Rogers Member of Executive Committee

Hannah McCaughey Member of Executive Committee

Jane Thomas Member of Executive Committee

Julian Peck Member of Executive Committee

Kevin Lester Member of Executive Committee

Nevenka Codevelle Member of Executive Committee

Ross Gersbach Member of Executive Committee

Board of directors

Michael Fraser Chairman of Supervisory Board

Debra Goodin Member of Supervisory Board

James Fazzino Member of Supervisory Board

Nino Ficca Member of Supervisory Board

Peter Wasow Member of Supervisory Board

Rhoda Phillippo Member of Supervisory Board