

EVT LTD.

ISIN: AU000000EVT1

WKN: EVT

Overview

2024/07/18 08:10:09

Price

11.10 AUD

Difference  -1.94% (-0.22)

General attributes

ISIN AU000000EVT1

Symbol EVT

Exchange Australian Securities Exchange

Currency AUD

Sector Media / Entertainment / Recreation

Security type Stock

Market cap (m) 1,108 EUR

Benchmark ASX ALL ORDINARIES INDEX

Market data

Bid (Bid size) 11.09 AUD (1,131)

Ask (Ask size) 11.18 AUD (1,131)

Open 11.29 AUD

High 11.42 AUD

Low 11.10 AUD

Close (prev. day) 11.32 AUD

VWAP 11.19964 AUD

Volume (pcs) 855,827

Trading volume 9,428,908.16

Number of trades 3,105

Last size -

Futures and Options

Related Futures -

Related Options -

5y






Information about previous performance does not guarantee future performance.

Source: FactSet

Recent research

on sector

Date	Headline	Download
2024/07/15	 Aktienempfehlungen Global	
2024/07/12	 Global Equity Ratings	
2024/07/09	 Aktienempfehlungen Österreich	
2024/06/28	 Equity Weekly	
2024/06/24	 Aktienempfehlungen Österreich	

Details

2024/07/18 08:10:09

Price

11.10 AUD

Difference ▼ -1.94% (-0.22)

General attributes

ISIN AU000000EVT1

Symbol EVT

Exchange Australian Securities Exchange

Currency AUD

Sector Media / Entertainment / Recreation

Security type Stock

Market cap (m) 1,108 EUR

Benchmark ASX ALL ORDINARIES INDEX

Market data

Bid (Bid size) 11.09 AUD (1,131)

Ask (Ask size) 11.18 AUD (1,131)

Open 11.29 AUD

High 11.42 AUD

Low 11.10 AUD

Close (prev. day) 11.32 AUD

VWAP 11.19964 AUD

Volume (pcs) 855,827

Trading volume 9,428,908.16

Number of trades 3,105

Last size -

Performance and Risk

	6m	1y	3y
Perf (%)	-9.54%	-2.37%	-7.19%
Perf (abs.)	-1.17	-0.27	-0.86
Beta	0.91	1.04	1.06
Volatility	24.30	25.14	27.44

5y



Information about previous performance does not guarantee future performance.

Source: FactSet

Price data

Ø price 5 days | Ø volume 5 days (pcs.) 11.17 AUD (307,834)

Ø price 30 days | Ø volume 30 days (pcs.) 11.34 AUD (153,278)

Ø price 100 days | Ø volume 100 days (pcs.) 11.74 AUD (136,492)

Ø price 250 days | Ø volume 250 days (pcs.) 11.64 AUD (136,498)

YTD High | date 12.87 AUD (2024/01/30)

YTD Low | date 10.72 AUD (2024/02/22)

52 Weeks High | date 12.87 AUD (2024/01/30)

52 Weeks Low | date 10.00 AUD (2023/10/30)

All listings for EVT LTD.

Exchange	Date	Time	Price	Trading volume (mio.)	Number of trades
Stuttgart	2024/07/18	08:08	6.75 EUR	0.00	1
Hamburg	2024/07/18	08:00	6.75 EUR	0.00	1
Frankfurt	2024/07/18	08:00	6.75 EUR	0.00	1
FINRA other OTC Issues	-	-	-	0.00	-
Australian Securities	2024/07/18	08:10	11.10 AUD	9.43	3,105

Company profile

Company Logo



Company Profile

-

Contact Details

EVT LTD.

--

Telefon: -

Fax: -

E-mail: -