

1-800-FLOWERS.COM INC.

ISIN: **US68243Q1067** WKN: **68243Q106**

Overview

2024/04/24 22:00:00

Price
9.26 USDDifference  0.00% (0.00)

General attributes

ISIN	US68243Q1067
Symbol	FLWS
Exchange	Nasdaq
Currency	USD
Sector	Commerce
Security type	Stock
Market cap (m)	324 EUR
Benchmark	S&P 500

Market data

Bid (Bid size)	8.73 USD (100)
Ask (Ask size)	9.71 USD (100)
Open	9.22 USD
High	9.29 USD
Low	9.10 USD
Close (prev. day)	9.26 USD
VWAP	9.214285 USD
Volume (pcs)	253,788
Trading volume	2,337,155.54
Number of trades	4,097
Last size	-

Futures and Options










Related Futures	-
Related Options	-

5y



Information about previous performance does not guarantee future performance.
Source: FactSet

Recent research

on sector		on market	
Date		Headline	Download
2024/04/03		Global Equity Ratings	
2024/04/03		Aktienempfehlungen Global	
2024/03/13		Global Equity Ratings	
2024/03/13		Aktienempfehlungen Global	
2024/02/22		Aktienempfehlungen Global	

Details

2024/04/24 22:00:00

Price

9.26 USD

Difference ➔ 0.00% (0.00)

General attributes

ISIN	US68243Q1067
Symbol	FLWS
Exchange	Nasdaq
Currency	USD
Sector	Commerce
Security type	Stock
Market cap (m)	324 EUR
Benchmark	S&P 500

Market data

Bid (Bid size)	8.73 USD (100)
Ask (Ask size)	9.71 USD (100)
Open	9.22 USD
High	9.29 USD
Low	9.10 USD
Close (prev. day)	9.26 USD
VWAP	9.214285 USD
Volume (pcs)	253,788
Trading volume	2,337,155.54
Number of trades	4,097
Last size	-

Performance and Risk

	6m	1y	3y
Perf (%)	+26.68%	-13.94%	-61.38%
Perf (abs.)	+1.95	-1.50	-14.72
Beta	1.68	1.61	1.44
Volatility	43.60	49.72	62.64

5y



Information about previous performance does not guarantee future performance.
Source: FactSet

Price data

Ø price 5 days Ø volume 5 days (pcs.)	8.98 USD (232,435)
Ø price 30 days Ø volume 30 days (pcs.)	9.81 USD (283,927)
Ø price 100 days Ø volume 100 days (pcs.)	10.03 USD (378,148)
Ø price 250 days Ø volume 250 days (pcs.)	8.74 USD (455,226)
YTD High date	11.42 USD (2024/03/25)
YTD Low date	8.60 USD (2024/04/12)
52 Weeks High date	11.42 USD (2024/03/25)
52 Weeks Low date	5.98 USD (2023/09/07)

All listings for 1-800-FLOWERS. COM INC.

Exchange	Date	Time	Price	Trading volume (mio.)	Number of trades
Tradegate	2024/04/24	22:02	8.65 EUR	0.00	1
Nasdaq	2024/04/24	22:00	9.26 USD	2.34	4,097
Berlin	2024/04/24	08:08	8.60 EUR	0.00	1

Company profile

Company Logo



Company Profile

-

Contact Details

1 800 FLOWERS COM

--

Suite 500, One Old Country Road - 11514
Carle Place, NY

Telefon: +1 516 237 6000

Fax: +1 516 237 6060

E-mail: invest@1800flowers.com