

CAPMAN OYJ CLASS B

ISIN: **FI0009009377** WKN: **CAPMAN**

Overview

2024/07/12 18:00:00

Price
1.818 EURDifference  0.00% (0.00)

General attributes

ISIN	FI0009009377
Symbol	CAPMAN
Exchange	Nasdaq Helsinki
Currency	EUR
Sector	Financial
Security type	Stock
Market cap (m)	322 EUR
Benchmark	OMX HELSINKI 25

Market data

Bid (Bid size)	1.818 EUR (896)
Ask (Ask size)	1.824 EUR (208)
Open	1.82 EUR
High	1.834 EUR
Low	1.814 EUR
Close (prev. day)	1.818 EUR
VWAP	1.8217 EUR
Volume (pcs)	30,712
Trading volume	55,947.33
Number of trades	153
Last size	-

Futures and Options




Related Futures	-
Related Options	-

5y



Information about previous performance does not guarantee future performance.
Source: FactSet

Recent research

on sector		on market	
Date		Headline	Download
2024/07/12		Global Equity Ratings	
2024/07/12		Aktienempfehlungen Global	
2024/07/09		Aktienempfehlungen Österreich	
2024/06/28		Equity Weekly	
2024/06/24		Aktienempfehlungen Österreich	

Details

2024/07/12 18:00:00

Price

1.818 EUR

Difference ↔ 0.00% (0.00)

General attributes

ISIN	F10009009377
Symbol	CAPMAN
Exchange	Nasdaq Helsinki
Currency	EUR
Sector	Financial
Security type	Stock
Market cap (m)	322 EUR
Benchmark	OMX HELSINKI 25

Market data

Bid (Bid size)	1.818 EUR (896)
Ask (Ask size)	1.824 EUR (208)
Open	1.82 EUR
High	1.834 EUR
Low	1.814 EUR
Close (prev. day)	1.818 EUR
VWAP	1.8217 EUR
Volume (pcs)	30,712
Trading volume	55,947.33
Number of trades	153
Last size	-

Performance and Risk

	6m	1y	3y
Perf (%)	-21.97%	-29.81%	-39.40%
Perf (abs.)	-0.51	-0.77	-1.18
Beta	0.91	0.85	0.90
Volatility	28.90	27.07	29.38

5y



Information about previous performance does not guarantee future performance.
Source: FactSet

Price data

Ø price 5 days Ø volume 5 days (pcs.)	1.808 EUR (76,890)
Ø price 30 days Ø volume 30 days (pcs.)	1.870 EUR (72,317)
Ø price 100 days Ø volume 100 days (pcs.)	1.929 EUR (91,958)
Ø price 250 days Ø volume 250 days (pcs.)	2.150 EUR (103,505)
YTD High date	2.360 EUR (2024/01/02)
YTD Low date	1.776 EUR (2024/07/09)
52 Weeks High date	2.650 EUR (2023/08/02)
52 Weeks Low date	1.776 EUR (2024/07/09)

All listings for CAPMAN OYJ CLASS B

Exchange ↕	Date	Time	Price	Trading volume (mio.)	Number of trades
Stuttgart	2024/07/12	16:28	1.77 EUR	0.00	8
Nasdaq Helsinki	2024/07/12	18:00	1.818 EUR	0.06	153
Munich	2024/07/12	08:03	1.834 EUR	0.00	1
London Stock Exchange	2019/03/29	17:25	1.534 EUR	0.00	2
Frankfurt	2024/07/12	11:29	1.762 EUR	0.00	3

	12						
Duesseldorf	2024/07/12	08:12	1.76 EUR	0.00		1	
Berlin	2024/07/12	19:35	1.818 EUR	0.00		15	

Company profile

Company Logo

CapMan

Company Profile

-

Contact Details

CAPMAN OYJ

--

Telefon: -

Fax: -

E-mail: -