

CAPMAN OYJ CLASS B

ISIN: **FI0009009377** WKN:
CAPMAN

Overview

2022/10/07 17:29:44

Price
2.44 EUR

Difference  **-2.20% (-0.06)**

General attributes

ISIN	FI0009009377
Symbol	CAPMAN
Exchange	Nasdaq Helsinki
Currency	EUR
Sector	Financial
Security type	Stock
Market cap (m)	386 EUR
Benchmark	OMX HELSINKI 25

Market data

Bid (Bid size)	2.435 EUR (565)
Ask (Ask size)	2.455 EUR (352)
Open	2.50 EUR
High	2.50 EUR
Low	2.43 EUR
Close (prev. day)	2.495 EUR
VWAP	2.462986 EUR
Volume (pcs)	62,406
Trading volume	152,643.79
Number of trades	168
Last size	7

Futures and Options










Related Futures	-
Related Options	-

5y



Information about previous performance does not guarantee future performance.
Source: FactSet

Recent research

on sector		on market	
Date		Headline	Download
2022/10/05		Global Equity Ratings	
2022/10/05		Aktienempfehlungen Global	
2022/09/30		Equity Weekly	
2022/09/26		Global Equity Ratings	
2022/09/26		Aktienempfehlungen Global	

Details

2022/10/07 17:29:44

Price
2.44 EUR

Difference  -2.20% (-0.06)

General attributes

ISIN	FI0009009377
Symbol	CAPMAN
Exchange	Nasdaq Helsinki
Currency	EUR
Sector	Financial
Security type	Stock
Market cap (m)	386 EUR
Benchmark	OMX HELSINKI 25

Market data

Bid (Bid size)	2.435 EUR (565)
Ask (Ask size)	2.455 EUR (352)
Open	2.50 EUR
High	2.50 EUR
Low	2.43 EUR
Close (prev. day)	2.495 EUR
VWAP	2.462986 EUR
Volume (pcs)	62,406
Trading volume	152,643.79
Number of trades	168
Last size	7

Performance and Risk

	6m	1y	3y
Perf (%)	-1.01%	-7.05%	+25.77%
Perf (abs.)	-0.03	-0.19	+0.50
Beta	0.61	0.92	1.00
Volatility	31.45	34.58	36.59

5y



Information about previous performance does not guarantee future performance.
Source: FactSet

Price data

Ø price 5 days Ø volume 5 days (pcs.)	2.49 EUR (76,805)
Ø price 30 days Ø volume 30 days (pcs.)	2.63 EUR (106,967)
Ø price 100 days Ø volume 100 days (pcs.)	2.77 EUR (91,393)
Ø price 250 days Ø volume 250 days (pcs.)	2.78 EUR (126,256)
YTD High date	3.19 EUR (2022/08/04)
YTD Low date	2.22 EUR (2022/03/07)
52 Weeks High date	3.19 EUR (2022/08/04)
52 Weeks Low date	2.22 EUR (2022/03/07)

Arbitrage views

Exchange 	Date	Time	Price	Trading volume (mio.)	Number of trades
Stuttgart	2022/10/07	16:16	2.37 EUR	0.00	5
Nasdaq Helsinki	2022/10/07	17:29	2.44 EUR	0.15	168
Munich	2022/10/07	08:12	2.505 EUR	0.00	1
London Stock Exchange	2019/03/29	17:25	1.534 EUR	0.00	2
Frankfurt	2022/10/07	16:00	2.41 EUR	0.00	4

	07						
Berlin	2022/10/07	21:34	2.44	EUR	0.00		15

Company profile

Company Logo

The logo for CapMan, featuring the word "CapMan" in a serif font. The "C" is large and stylized, with the "ap" in a smaller font size. The "M" is also large and stylized, with the "an" in a smaller font size.

Company Profile

-

Contact Details

CAPMAN OYJ

--

Telefon: -

Fax: -

E-mail: -