

LION ONE METALS LTD.

ISIN: CA5362161047 WKN: -

Overview

2024/07/26 22:26:42

Price
0.2015 EURDifference  -5.62% (-0.01)

General attributes

ISIN	CA5362161047
Symbol	LIO
Exchange	Tradegate
Currency	EUR
Sector	Energy / Commodities
Security type	Stock
Market cap (m)	47 EUR
Benchmark	S&P/TSX 60 INDEX

Market data

Bid (Bid size)	0.1798 EUR (16,686)
Ask (Ask size)	0.223 EUR (13,447)
Open	0.216 EUR
High	0.216 EUR
Low	0.1912 EUR
Close (prev. day)	0.2135 EUR
VWAP	0.20597 EUR
Volume (pcs)	180,300
Trading volume	37,135.85
Number of trades	17
Last size	-

Futures and Options





Related Futures	-
Related Options	-

5y



Information about previous performance does not guarantee future performance.
Source: FactSet

Recent research

on sector			
Date		Headline	Download
2024/07/26		Equity Weekly	
2024/07/24		Global Equity Ratings	
2024/07/24		Aktienempfehlungen Global	
2024/07/15		Aktienempfehlungen Global	
2024/07/12		Equity Weekly	

Details

2024/07/26 22:26:42

Price

0.2015 EUR

Difference ▼ -5.62% (-0.01)

General attributes

ISIN	CA5362161047
Symbol	LIO
Exchange	Tradegate
Currency	EUR
Sector	Energy / Commodities
Security type	Stock
Market cap (m)	47 EUR
Benchmark	S&P/TSX 60 INDEX

Market data

Bid (Bid size)	0.1798 EUR (16,686)
Ask (Ask size)	0.223 EUR (13,447)
Open	0.216 EUR
High	0.216 EUR
Low	0.1912 EUR
Close (prev. day)	0.2135 EUR
VWAP	0.20597 EUR
Volume (pcs)	180,300
Trading volume	37,135.85
Number of trades	17
Last size	-

Performance and Risk

	6m	1y	3y
Perf (%)	-62.95%	-63.23%	-75.58%
Perf (abs.)	-0.32	-0.33	-0.59
Beta	0.23	0.42	0.54
Volatility	83.41	65.06	61.57

5y



Information about previous performance does not guarantee future performance.
Source: FactSet

Price data

Ø price 5 days Ø volume 5 days (pcs.)	0.2118 EUR (85,435)
Ø price 30 days Ø volume 30 days (pcs.)	0.2950 EUR (35,277)
Ø price 100 days Ø volume 100 days (pcs.)	0.3240 EUR (26,288)
Ø price 250 days Ø volume 250 days (pcs.)	0.4593 EUR (21,195)
YTD High date	0.5920 EUR (2024/01/02)
YTD Low date	0.1912 EUR (2024/07/26)
52 Weeks High date	0.6900 EUR (2023/08/29)
52 Weeks Low date	0.1912 EUR (2024/07/26)

All listings for LION ONE METALS LTD.

Exchange	Date	Time	Price	Trading volume (mio.)	Number of trades
Tradegate	2024/07/26	22:26	0.2015 EUR	0.04	17
TSX Venture Exchange	2024/07/26	21:59	0.305 CAD	0.90	316
Stuttgart	2024/07/26	14:44	0.2045 EUR	0.00	3
Munich	2024/07/26	08:02	0.2165 EUR	0.00	2
Frankfurt	2024/07/26	08:05	0.204 EUR	0.00	2

	26					
FINRA other OTC Issues	2024/07/26	21:54	0.224 USD	0.18		192
Duesseldorf	2024/07/26	19:32	0.2015 EUR	0.00		7
Berlin	2024/07/26	20:48	0.1978 EUR	0.00		20

Company profile

Company Logo



Company Profile

-

Contact Details

LION ONE METALS LTD

--

Telefon: -

Fax: -

E-mail: -