

ARIMA REAL ESTATE SA EUR10

ISIN: **ES0105376000** WKN: -

Overview

2022/11/29 12:45:23

Price
6.80 EURDifference  -4.90% (-0.35)

General attributes

| | |
|----------------|--------------|
| ISIN | ES0105376000 |
| Symbol | ARM |
| Exchange | Stuttgart |
| Currency | EUR |
| Sector | - |
| Security type | Stock |
| Market cap (m) | 205 EUR |
| Benchmark | IBEX 35 |

Market data

| | |
|-------------------|------------------|
| Bid (Bid size) | 6.80 EUR (1,000) |
| Ask (Ask size) | 7.30 EUR (330) |
| Open | 7.00 EUR |
| High | 7.00 EUR |
| Low | 6.80 EUR |
| Close (prev. day) | 7.15 EUR |
| VWAP | - |
| Volume (pcs) | 0 |
| Trading volume | 0.00 |
| Number of trades | 7 |
| Last size | 0 |

Futures and Options

| | |
|-----------------|---|
| Related Futures | - |
| Related Options | - |






5y

Information about previous performance does not guarantee future performance.
Source: FactSet

Recent research

on market

| Date | Headline | Download |
|------------|---|---|
| 2022/11/28 |  Global Equity Ratings |  |
| 2022/11/28 |  Aktienempfehlungen Global |  |
| 2022/11/18 |  Global Equity Ratings |  |
| 2022/11/18 |  Aktienempfehlungen Global |  |
| 2022/11/09 |  Marktkommentar |  |

Details

2022/11/29 12:45:23

Price
6.80 EUR

Difference  -4.90% (-0.35)

General attributes

| | |
|----------------|--------------|
| ISIN | ES0105376000 |
| Symbol | ARM |
| Exchange | Stuttgart |
| Currency | EUR |
| Sector | - |
| Security type | Stock |
| Market cap (m) | 205 EUR |
| Benchmark | IBEX 35 |

Market data

| | |
|-------------------|------------------|
| Bid (Bid size) | 6.80 EUR (1,000) |
| Ask (Ask size) | 7.30 EUR (330) |
| Open | 7.00 EUR |
| High | 7.00 EUR |
| Low | 6.80 EUR |
| Close (prev. day) | 7.15 EUR |
| VWAP | - |
| Volume (pcs) | 0 |
| Trading volume | 0.00 |
| Number of trades | 7 |
| Last size | 0 |

Performance and Risk

| | 6m | 1y | 3y |
|-------------|---------|---------|---------|
| Perf (%) | -14.37% | -24.74% | -37.55% |
| Perf (abs.) | -1.20 | -2.35 | -4.30 |
| Beta | -0.05 | 0.15 | 0.24 |
| Volatility | 50.80 | 47.97 | 43.51 |

5y



Information about previous performance does not guarantee future performance.
Source: FactSet

Price data

| | |
|---|-----------------------|
| Ø price 5 days Ø volume 5 days (pcs.) | 7.26 EUR (0) |
| Ø price 30 days Ø volume 30 days (pcs.) | 7.26 EUR (0) |
| Ø price 100 days Ø volume 100 days (pcs.) | 7.34 EUR (0) |
| Ø price 250 days Ø volume 250 days (pcs.) | 8.07 EUR (1) |
| YTD High date | 9.66 EUR (2022/01/06) |
| YTD Low date | 6.75 EUR (2022/07/18) |
| 52 Weeks High date | 9.66 EUR (2022/01/06) |
| 52 Weeks Low date | 6.75 EUR (2022/07/18) |

Arbitrage views

| Exchange  | Date | Time | Price | Trading volume (mio.) | Number of trades |
|--|------------|-------|----------|-----------------------|------------------|
| Stuttgart | 2022/11/29 | 12:45 | 6.80 EUR | 0.00 | 7 |
| Frankfurt | 2022/11/29 | 09:15 | 7.10 EUR | 0.00 | 1 |
| BME Continuous Market | 2022/11/29 | 17:38 | 7.20 EUR | 0.02 | 7 |

Company profile

Company Logo

Contact Details

ARIMA REAL ESTATE SA

--

Telefon: -

Fax: -

E-mail: -

Company Profile

-