

LA FRANCAISE DES JEUX SA

ISIN: **FR0013451333** WKN: -

Overview

2024/09/17 17:35:00

Price

38.24 EUR

Difference  0.21% (0.08)

General attributes

ISIN FR0013451333

Symbol FDJ

Exchange Euronext Paris

Currency EUR

Sector Media / Entertainment / Recreation

Security type Stock

Market cap (m) 7,085 EUR

Benchmark CAC 40 INDEX

Market data

Bid (Bid size) - (191)

Ask (Ask size) - (721)

Open 38.08 EUR

High 38.48 EUR

Low 37.94 EUR

Close (prev. day) 38.16 EUR

VWAP 38.248671 EUR

Volume (pcs) 139,916

Trading volume 5,351,601.00

Number of trades 1,506

Last size 7

Futures and Options

Related Futures 24

Related Options -










5y



Information about previous performance does not guarantee future performance.

Source: FactSet

Recent research

| on sector | | on market | |
|------------|---|-------------------------------|---|
| Date | | Headline | Download |
| 2024/09/11 |  | Global Equity Ratings |  |
| 2024/09/11 |  | Aktienempfehlungen Global |  |
| 2024/09/09 |  | Aktienempfehlungen Österreich |  |
| 2024/09/05 |  | Global Equity Ratings |  |
| 2024/09/05 |  | Aktienempfehlungen Global |  |

Details

2024/09/17 17:35:00

Price

38.24 EUR

Difference ▲ 0.21% (0.08)

General attributes

| | |
|----------------|------------------------------------|
| ISIN | FR0013451333 |
| Symbol | FDJ |
| Exchange | Euronext Paris |
| Currency | EUR |
| Sector | Media / Entertainment / Recreation |
| Security type | Stock |
| Market cap (m) | 7,085 EUR |
| Benchmark | CAC 40 INDEX |

Market data

| | |
|-------------------|---------------|
| Bid (Bid size) | - (191) |
| Ask (Ask size) | - (721) |
| Open | 38.08 EUR |
| High | 38.48 EUR |
| Low | 37.94 EUR |
| Close (prev. day) | 38.16 EUR |
| VWAP | 38.248671 EUR |
| Volume (pcs) | 139,916 |
| Trading volume | 5,351,601.00 |
| Number of trades | 1,506 |
| Last size | 7 |

Performance and Risk

| | 6m | 1y | 3y |
|-------------|--------|---------|---------|
| Perf (%) | +1.06% | +16.73% | -14.57% |
| Perf (abs.) | +0.40 | +5.48 | -6.52 |
| Beta | - | - | - |
| Volatility | 19.69 | 19.54 | 21.91 |

5y



Information about previous performance does not guarantee future performance.
Source: FactSet

Price data

| | |
|---|------------------------|
| Ø price 5 days Ø volume 5 days (pcs.) | 38.27 EUR (140,370) |
| Ø price 30 days Ø volume 30 days (pcs.) | 36.76 EUR (124,288) |
| Ø price 100 days Ø volume 100 days (pcs.) | 34.43 EUR (163,568) |
| Ø price 250 days Ø volume 250 days (pcs.) | 34.52 EUR (169,334) |
| YTD High date | 39.46 EUR (2024/02/16) |
| YTD Low date | 30.70 EUR (2024/06/14) |
| 52 Weeks High date | 39.46 EUR (2024/02/16) |
| 52 Weeks Low date | 28.20 EUR (2023/10/20) |

Arbitrage views

| Exchange ⊕ | Date | Time | Price | Trading volume (mio.) | Number of trades |
|-------------------------|------------|-------|-----------|-----------------------|------------------|
| Vienna Stock Exchange | 2024/09/17 | 15:30 | 38.42 EUR | 0.00 | 4 |
| Tradegate | 2024/09/17 | 22:26 | 38.20 EUR | 0.02 | 43 |
| Stuttgart | 2024/09/17 | 15:34 | 37.94 EUR | 0.00 | 11 |
| Munich | 2024/09/17 | 08:08 | 38.54 EUR | 0.00 | 1 |
| London Stock Exchange | 2024/ | 17:30 | 37.98 EUR | 0.00 | 2 |

| | | | | | | |
|---|----------------|-------|-------|-----|------|-------|
| European Trade Reporting | 09/17 | | | | | |
| Frankfurt | 2024/ 09/17 | 20:00 | 38.00 | EUR | 0.00 | 8 |
| FINRA other OTC Issues | 2024/ 09/16 | 19:10 | 43.00 | USD | 0.02 | 1 |
| Euronext Paris | 2024/ 09/17 | 17:35 | 38.24 | EUR | 5.35 | 1,506 |
| Euronext Milan MTF Trading After Hours | - | - | - | | 0.00 | - |
| Duesseldorf | 2024/ 09/17 | 19:30 | 37.84 | EUR | 0.00 | 6 |
| Berlin | 2024/ 09/17 | 21:50 | 38.16 | EUR | 0.00 | 19 |

Company profile

Company Logo



Company Profile

-

Contact Details

LA FRANCAISE DES JEUX

--

Telefon: -

Fax: -

E-mail: -