

## ADIDAS AG (1ADS) - EUX/20221216

2022/08/12 18:59:30

Price  
173.5231 EURDifference  0.68% (1.18)

## General attributes

Symbol	1ADSZ22
Exchange	Eurex
Currency	EUR
Security type	Future
Underlying	ADIDAS AG
Maturity	12-2022
Contract size	100

## Market data

Bid (Bid size)	- EUR (-)
Ask (Ask size)	- EUR (-)
Open	173.5231 EUR
High	173.5231 EUR
Low	173.5231 EUR
Close (prev. day)	172.3467 EUR
Underlying	ADIDAS AG
Underlying price (date)	173.20 (22/08/12)
Settlement price (date)	173.52 (22/08/12)
Open Interest	0

## Performance and Risk

	6m	1y	3y
Perf (%)	-26.31%	-43.98%	-
Perf (abs.)	-61.97	-136.22	-
Beta	-	-	-
Volatility	43.97	35.94	36.63

## Futures and Options

Related Futures	-
Related Options	-

5y












Information about previous performance does not guarantee future performance.  
Source: FactSet

## Price data

Ø price 5 days   Ø volume 5 days (pcs.)	172.8556 EUR (0)
Ø price 30 days   Ø volume 30 days (pcs.)	169.0111 EUR (0)
Ø price 100 days   Ø volume 100 days (pcs.)	181.7312 EUR (0)
Ø price 250 days   Ø volume 250 days (pcs.)	227.4360 EUR (0)
YTD High   date	259.5908 EUR (2022/01/05)
YTD Low   date	154.6171 EUR (2022/07/14)
52 Weeks High   date	317.0014 EUR (2021/08/13)
52 Weeks Low   date	154.6171 EUR (2022/07/14)

## Recent Research

on underlying   on sector   on market			
Date		Headline	Download
2022/08/08		Global Equity Ratings	
2022/08/08		Aktienempfehlungen Global	
2022/07/25		Global Equity Ratings	
2022/07/25		Aktienempfehlungen Global	
2022/07/19		Aktienempfehlungen Global	