

HAFNIA LTD.

ISIN: **BMG4233B1090** WKN: -

Overview

2024/04/26 21:43:11

Price

7.175 EUR

Difference  2.87% (0.20)

General attributes

ISIN	BMG4233B1090
Symbol	HAFNI
Exchange	Berlin
Currency	EUR
Sector	Transport
Security type	Stock
Market cap (m)	3,595 EUR
Benchmark	MSCI WORLD INDEX (STRD, UHD)

Market data

Bid (Bid size)	-
Ask (Ask size)	-
Open	7.08 EUR
High	7.20 EUR
Low	6.995 EUR
Close (prev. day)	6.975 EUR
VWAP	-
Volume (pcs)	0
Trading volume	0.00
Number of trades	18
Last size	0

Futures and Options











Related Futures	0
Related Options	-

5y



Information about previous performance does not guarantee future performance.
Source: FactSet

Recent research

on sector			
Date		Headline	Download
2024/04/26		Global Equity Ratings	
2024/04/26		Aktienempfehlungen Global	
2024/04/15		Aktienempfehlungen Österreich	
2024/04/03		Global Equity Ratings	
2024/04/03		Aktienempfehlungen Global	

Details

2024/04/26 21:43:11

Price

7.175 EUR

Difference ▲ 2.87% (0.20)

General attributes

ISIN	BMG4233B1090
Symbol	HAFNI
Exchange	Berlin
Currency	EUR
Sector	Transport
Security type	Stock
Market cap (m)	3,595 EUR
Benchmark	MSCI WORLD INDEX (STRD, UHD)

Market data

Bid (Bid size)	-
Ask (Ask size)	-
Open	7.08 EUR
High	7.20 EUR
Low	6.995 EUR
Close (prev. day)	6.975 EUR
VWAP	-
Volume (pcs)	0
Trading volume	0.00
Number of trades	18
Last size	0

Performance and Risk

	6m	1y	3y
Perf (%)	+19.68%	+45.07%	+299.50%
Perf (abs.)	+1.18	+2.23	+5.38
Beta	-0.25	-0.01	0.32
Volatility	36.70	36.59	44.70

5y



Information about previous performance does not guarantee future performance.
Source: FactSet

Price data

Ø price 5 days Ø volume 5 days (pcs.)	7.041 EUR (0)
Ø price 30 days Ø volume 30 days (pcs.)	6.755 EUR (0)
Ø price 100 days Ø volume 100 days (pcs.)	6.525 EUR (0)
Ø price 250 days Ø volume 250 days (pcs.)	5.757 EUR (1)
YTD High date	7.200 EUR (2024/04/26)
YTD Low date	5.955 EUR (2024/01/11)
52 Weeks High date	7.200 EUR (2024/04/26)
52 Weeks Low date	4.190 EUR (2023/06/06)

Arbitrage views

Exchange ⊕	Date	Time	Price	Trading volume (mio.)	Number of trades
Tradegate	2024/04/26	22:26	7.15 EUR	0.01	4
Stuttgart	2024/04/26	15:46	7.045 EUR	0.00	14
NYSE	2024/04/26	22:00	7.66 USD	1.63	875
Munich	2024/04/26	08:11	6.965 EUR	0.00	1
Frankfurt	2024/04/26	17:15	7.065 EUR	0.00	1

	26						
First North Stockholm	2024/04/ 26	16:26	83.70 NOK	3.44		76	
Duesseldorf	2024/04/ 26	19:30	7.105 EUR	0.00		3	
Berlin	2024/04/ 26	21:43	7.175 EUR	0.00		18	

Company profile

Company Logo



Company Profile

-

Contact Details

HAFNIA LTD.

--

Telefon: -

Fax: -

E-mail: -