

ARQ INC

ISIN: US00770C1018

WKN: 00770C101

Overview

2024/07/19 08:03:23

Price
5.95 EURDifference  -0.83% (-0.05)

General attributes

ISIN	US00770C1018
Symbol	ARQ
Exchange	Munich
Currency	EUR
Sector	Chemical / Pharmaceutical / Health
Security type	Stock
Market cap (m)	209 EUR
Benchmark	S&P 500

Market data

Bid (Bid size)	-
Ask (Ask size)	-
Open	5.95 EUR
High	5.95 EUR
Low	5.95 EUR
Close (prev. day)	6.00 EUR
VWAP	7.20 EUR
Volume (pcs)	0
Trading volume	0.00
Number of trades	2
Last size	0

Futures and Options




Related Futures	-
Related Options	-

5y



Information about previous performance does not guarantee future performance.
Source: FactSet

Recent research

on sector		on market	
Date		Headline	Download
2024/07/15		Aktienempfehlungen Global	
2024/07/12		Global Equity Ratings	
2024/07/09		Aktienempfehlungen Österreich	
2024/06/24		Aktienempfehlungen Österreich	
2024/06/21		Global Equity Ratings	

Details

2024/07/19 08:03:23

Price

5.95 EUR

Difference ▼ -0.83% (-0.05)

General attributes

ISIN	US00770C1018
Symbol	ARQ
Exchange	Munich
Currency	EUR
Sector	Chemical / Pharmaceutical / Health
Security type	Stock
Market cap (m)	209 EUR
Benchmark	S&P 500

Market data

Bid (Bid size)	-
Ask (Ask size)	-
Open	5.95 EUR
High	5.95 EUR
Low	5.95 EUR
Close (prev. day)	6.00 EUR
VWAP	7.20 EUR
Volume (pcs)	0
Trading volume	0.00
Number of trades	2
Last size	0

Performance and Risk

	6m	1y	3y
Perf (%)	+141.38%	+232.77%	+7.79%
Perf (abs.)	+3.49	+4.16	+0.43
Beta	-0.46	-0.42	-0.18
Volatility	73.83	67.60	60.56

5y



Information about previous performance does not guarantee future performance.
Source: FactSet

Price data

Ø price 5 days Ø volume 5 days (pcs.)	5.91 EUR (0)
Ø price 30 days Ø volume 30 days (pcs.)	5.55 EUR (0)
Ø price 100 days Ø volume 100 days (pcs.)	5.82 EUR (7)
Ø price 250 days Ø volume 250 days (pcs.)	3.64 EUR (3)
YTD High date	7.25 EUR (2024/05/06)
YTD Low date	2.42 EUR (2024/01/05)
52 Weeks High date	7.25 EUR (2024/05/06)
52 Weeks Low date	1.45 EUR (2023/09/27)

Arbitrage views

Exchange	Date	Time	Price	Trading volume (mio.)	Number of trades
Tradegate	2024/07/19	22:02	5.80 EUR	0.00	1
Stuttgart	2024/07/19	08:06	5.75 EUR	0.00	3
Nasdaq	2024/07/19	22:00	6.31 USD	0.83	2,215
Munich	2024/07/19	08:03	5.95 EUR	0.00	2
Frankfurt	2024/07/19	09:18	5.80 EUR	0.00	3
Duesseldorf	2024/07/19	08:11	5.70 EUR	0.00	3
Berlin	2024/07/19	08:08	5.75 EUR	0.00	3

Company profile

Company Logo



Company Profile

-

Contact Details

ADVANCED EMISSIONS SOLUTIONS

--

Unit B, Southpark Way 8100 80120 Littleton,
CO

Telefon: +1-303-7341727

Fax: +1-303-7340330

E-mail: contactus@adaes.com