


# MOL SHARE FUTURES (MOL) - BUD/C6

2020/05/13 05:17:26

**Price**  
1,995.00 HUF

**Difference**  0.00% (0.00)

**General attributes**

**Symbol** MOLC6

**Exchange** Budapest Stock Exchange

**Currency** HUF

**Security type** Future

**Underlying** MOL HUNGARIAN OIL & GAS PLC HUF125(POST SUBDIVISION)

**Maturity** 06-2025

**Contract size** 50

**Market data**

**Bid (Bid size)** 1,995.00 HUF (1)

**Ask (Ask size)** - HUF (-)

**Open** 1,995.00 HUF

**High** 1,995.00 HUF

**Low** 1,995.00 HUF

**Close (prev. day)** 1,995.00 HUF

**Underlying** MOL HUNGARIAN OIL & GAS PLC HUF125(POST SUBDIVISION)

**Underlying price (date)** 2,812.00 (24/07/26)

**Settlement price (date)** - (-)

**Open Interest** 0


**Performance and Risk**

	6m	1y	3y
Perf (%)	-	-	-
Perf (abs.)	-	-	-
Beta	-	-	-
Volatility	-	-	-

**Futures and Options**

**Related Futures** -

**Related Options** -



Information about previous performance does not guarantee future performance.  
Source: FactSet

**Price data**

Ø price 5 days | Ø volume 5 days (pcs.) - HUF (-)

Ø price 30 days | Ø volume 30 days (pcs.) - HUF (-)

Ø price 100 days | Ø volume 100 days (pcs.) - HUF (-)

Ø price 250 days | Ø volume 250 days (pcs.) - HUF (-)










YTD High | date - HUF (-)

YTD Low | date - HUF (-)

52 Weeks High | date - HUF (-)

52 Weeks Low | date - HUF (-)

**Recent Research**

on sector		on market	
Date		Headline	Download
2024/07/26		Equity Weekly	
2024/07/24		Global Equity Ratings	
2024/07/24		Aktienempfehlungen Global	
2024/07/15		Aktienempfehlungen Global	
2024/07/12		Equity Weekly	