

MOL SHARE FUTURES (MOL) - BUD/C5

2021/08/19 11:19:43

Price
2,450.00 HUF

Difference  4.17% (98.00)

General attributes

Symbol	MOLC5
Exchange	Budapest Stock Exchange
Currency	HUF
Security type	Future
Underlying	MOL HUNGARIAN OIL & GAS PLC HUF125(POST SUBDIVISION)
Maturity	03-2025
Contract size	50

Market data

Bid (Bid size)	2,352.00 HUF (5)
Ask (Ask size)	2,290.00 HUF (150)
Open	2,450.00 HUF
High	2,450.00 HUF
Low	2,450.00 HUF
Close (prev. day)	2,352.00 HUF
Underlying	MOL HUNGARIAN OIL & GAS PLC HUF125(POST SUBDIVISION)
Underlying price (date)	2,812.00 (24/07/26)
Settlement price (date)	- (-)
Open Interest	0

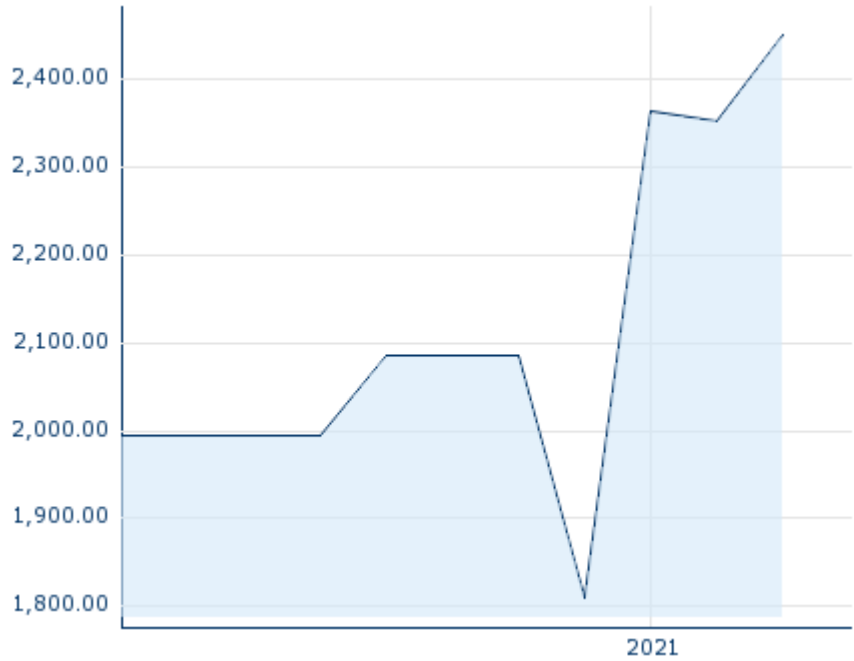
Performance and Risk

	6m	1y	3y
Perf (%)	-	+35.36%	-
Perf (abs.)	-	+640.00	-
Beta	-	-	-
Volatility	232.45	232.45	152.53

Futures and Options

Related Futures	-
Related Options	-

5y












Information about previous performance does not guarantee future performance.
Source: FactSet

Price data

Ø price 5 days Ø volume 5 days (pcs.)	2,212.00 HUF (1)
Ø price 30 days Ø volume 30 days (pcs.)	- HUF (1)
Ø price 100 days Ø volume 100 days (pcs.)	- HUF (1)
Ø price 250 days Ø volume 250 days (pcs.)	- HUF (1)
YTD High date	2,450.00 HUF (2021/08/19)
YTD Low date	2,352.00 HUF (2021/05/21)
52 Weeks High date	2,450.00 HUF (2021/08/19)
52 Weeks Low date	2,352.00 HUF (2021/05/21)

Recent Research

on sector	on market	Date	Headline	Download
		2024/07/26	 Equity Weekly	
		2024/07/24	 Global Equity Ratings	
		2024/07/24	 Aktienempfehlungen Global	
		2024/07/15	 Aktienempfehlungen Global	
		2024/07/12	 Equity Weekly	