

BUMIX FUTURES (MIX) - BUD/C9

2024/04/19 03:48:32

Price
6,765.00 HUF

Difference  0.07% (5.00)

General attributes

| | |
|---------------|-------------------------|
| Symbol | MIXC9 |
| Exchange | Budapest Stock Exchange |
| Currency | HUF |
| Security type | Future |
| Underlying | - |
| Maturity | 12-2025 |
| Contract size | 100 |

Market data

| | |
|-------------------------|--------------|
| Bid (Bid size) | - HUF (-) |
| Ask (Ask size) | - HUF (-) |
| Open | 6,765.00 HUF |
| High | - |
| Low | - |
| Close (prev. day) | 6,760.00 HUF |
| Underlying | - |
| Underlying price (date) | - (-) |
| Settlement price (date) | - (-) |
| Open Interest | 0 |


Performance and Risk

| | 6m | 1y | 3y |
|-------------|----|----|----|
| Perf (%) | - | - | - |
| Perf (abs.) | - | - | - |
| Beta | - | - | - |
| Volatility | - | - | - |

Futures and Options

| | |
|-----------------|---|
| Related Futures | - |
| Related Options | - |

5y













Information about previous performance does not guarantee future performance.
Source: FactSet

Price data

| | |
|---|-----------|
| Ø price 5 days Ø volume 5 days (pcs.) | - HUF (-) |
| Ø price 30 days Ø volume 30 days (pcs.) | - HUF (-) |
| Ø price 100 days Ø volume 100 days (pcs.) | - HUF (-) |
| Ø price 250 days Ø volume 250 days (pcs.) | - HUF (-) |
| YTD High date | - HUF (-) |
| YTD Low date | - HUF (-) |
| 52 Weeks High date | - HUF (-) |
| 52 Weeks Low date | - HUF (-) |

Recent Research

| on market | | | |
|------------|---|--|---|
| Date | | Headline | Download |
| 2024/06/07 |  | Winter has not ended yet |  |
| 2024/06/06 |  | Disappointing figure for April |  |
| 2024/06/05 |  | An all-time high figure again |  |
| 2024/06/04 |  | GDP grew by 1.1% y/y in 1Q24 |  |
| 2024/06/03 |  | More insights into the key drivers of growth |  |