

# BUMIX FUTURES (MIX) - BUD/C7

2024/05/06 03:52:47

Price  
**6,476.00** HUF

Difference  0.84% (54.00)

### General attributes

Symbol	MIXC7
Exchange	Budapest Stock Exchange
Currency	HUF
Security type	Future
Underlying	BUDAPEST STOCK EXCHANGE MID- AND SMALLCAP SHARE INDEX
Maturity	06-2025
Contract size	100

### Market data

Bid (Bid size)	- HUF (-)
Ask (Ask size)	- HUF (-)
Open	6,476.00 HUF
High	-
Low	-
Close (prev. day)	6,422.00 HUF
Underlying	BUDAPEST STOCK EXCHANGE MID- AND SMALLCAP SHARE INDEX
Underlying price (date)	6,289.53 (24/05/29)
Settlement price (date)	- (-)
Open Interest	0

### Performance and Risk

	6m	1y	3y
Perf (%)	-	-	-
Perf (abs.)	-	-	-
Beta	-	-	-
Volatility	-	-	-

### Futures and Options

Related Futures	-
Related Options	-

5y












Information about previous performance does not guarantee future performance.  
Source: FactSet

### Price data

Ø price 5 days   Ø volume 5 days (pcs.)	- HUF (-)
Ø price 30 days   Ø volume 30 days (pcs.)	- HUF (-)
Ø price 100 days   Ø volume 100 days (pcs.)	- HUF (-)
Ø price 250 days   Ø volume 250 days (pcs.)	- HUF (-)
YTD High   date	- HUF (-)
YTD Low   date	- HUF (-)
52 Weeks High   date	- HUF (-)
52 Weeks Low   date	- HUF (-)

### Recent Research

on market			Download
Date	Headline		
2024/05/29	 CEE Special Report   Prosperity Index. Assessing economic and social progress in Austria & CEE		
2024/05/27	 GDP in Croatia, flash inflation estimates		
2024/05/23	 Corporate Credit Monitor CEE		
2024/05/23	 Corporate Credit Monitor CEE (DE)		
2024/05/21	 End of the monetary easing cycle approaching		