


# AKKO INVEST PLC. HUF25 (POST SUBD) (AKK) - BUD/C6

2024/07/27 09:52:03

**Price**  
291.00 HUF

**Difference**  0.00% (0.00)

**General attributes**

|               |                                    |
|---------------|------------------------------------|
| Symbol        | AKKC6                              |
| Exchange      | Budapest Stock Exchange            |
| Currency      | HUF                                |
| Security type | Future                             |
| Underlying    | AKKO INVEST PLC. HUF25 (POST SUBD) |
| Maturity      | 06-2025                            |
| Contract size | 25                                 |

**Market data**

|                         |                                    |
|-------------------------|------------------------------------|
| Bid (Bid size)          | - HUF (-)                          |
| Ask (Ask size)          | - HUF (-)                          |
| Open                    | 291.00 HUF                         |
| High                    | -                                  |
| Low                     | -                                  |
| Close (prev. day)       | 291.00 HUF                         |
| Underlying              | AKKO INVEST PLC. HUF25 (POST SUBD) |
| Underlying price (date) | 280.00 (24/07/26)                  |
| Settlement price (date) | - (-)                              |
| Open Interest           | 0                                  |

**Performance and Risk**

|             | 6m | 1y | 3y |
|-------------|----|----|----|
| Perf (%)    | -  | -  | -  |
| Perf (abs.) | -  | -  | -  |
| Beta        | -  | -  | -  |
| Volatility  | -  | -  | -  |

**Futures and Options**

|                 |   |
|-----------------|---|
| Related Futures | - |
| Related Options | - |













Information about previous performance does not guarantee future performance.  
Source: FactSet

**Price data**

|   |           |
|---|-----------|
| Ø price 5 days   Ø volume 5 days (pcs.)     | - HUF (-) |
| Ø price 30 days   Ø volume 30 days (pcs.)   | - HUF (-) |
| Ø price 100 days   Ø volume 100 days (pcs.) | - HUF (-) |
| Ø price 250 days   Ø volume 250 days (pcs.) | - HUF (-) |
| YTD High   date                             | - HUF (-) |
| YTD Low   date                              | - HUF (-) |
| 52 Weeks High   date                        | - HUF (-) |
| 52 Weeks Low   date                         | - HUF (-) |

**Recent Research**

**on market**

| Date       |   | Headline                | Download  |
|------------|---|-------------------------|---|
| 2024/07/03 |  | Global Strategy 3Q 2024 |  |
| 2024/07/03 |  | Global Strategy 3Q 2024 |  |
| 2024/03/26 |  | Global Strategy 2Q 2024 |  |
| 2024/03/26 |  | Global Strategy 2Q 2024 |  |
| 2024/01/09 |  | Global Strategy 1Q 2024 |  |