

NULL (WUSD) - BUD/C1

2024/07/26 08:20:34

Price
361.76 HUF

Difference  **-0.28% (-1.03)**

General attributes

Symbol	WUSDC1
Exchange	Budapest Stock Exchange
Currency	HUF
Security type	Future
Underlying	US DOLLAR / HUNGARIAN FORINT (USD/HUF)
Maturity	07-2024
Contract size	1,000

Market data

Bid (Bid size)	- HUF (-)
Ask (Ask size)	- HUF (-)
Open	361.76 HUF
High	-
Low	-
Close (prev. day)	362.79 HUF
Underlying	US DOLLAR / HUNGARIAN FORINT (USD/HUF)
Underlying price (date)	359.87 (24/07/26)
Settlement price (date)	- (-)
Open Interest	0


Performance and Risk

	6m	1y	3y
Perf (%)	-	-	-
Perf (abs.)	-	-	-
Beta	-	-	-
Volatility	-	-	-

Futures and Options

Related Futures	-
Related Options	-

5y









Information about previous performance does not guarantee future performance.
Source: FactSet

Price data

Ø price 5 days Ø volume 5 days (pcs.)	- HUF (-)
Ø price 30 days Ø volume 30 days (pcs.)	- HUF (-)
Ø price 100 days Ø volume 100 days (pcs.)	- HUF (-)
Ø price 250 days Ø volume 250 days (pcs.)	- HUF (-)
YTD High date	- HUF (-)
YTD Low date	- HUF (-)
52 Weeks High date	- HUF (-)
52 Weeks Low date	- HUF (-)

Recent Research

on market			
Date		Headline	Download
2024/07/25		CEE Special Report Can we work more for longer?	
2024/07/22		CEE Baltics Economic performance further diverges	
2024/07/22		Märkte preisen Trump noch nicht ein	
2024/07/22		Will Hungarian central bank pause or continue with monetary easing?	
2024/07/18		Western Balkan and the EU - who is ready?	