


# NULL (WUSD-CHF) - BUD/C1

2024/05/06 03:52:47

**Price**  
**0.9043** CHF

**Difference**  **-0.94% (-0.01)**

**General attributes**

Symbol WUSD/CHFC1  
Exchange Budapest Stock Exchange  
Currency CHF  
Security type Future  
Underlying SWISS FRANC / US DOLLAR (CHF/USD)  
Maturity 05-2024  
Contract size 1,000

**Market data**

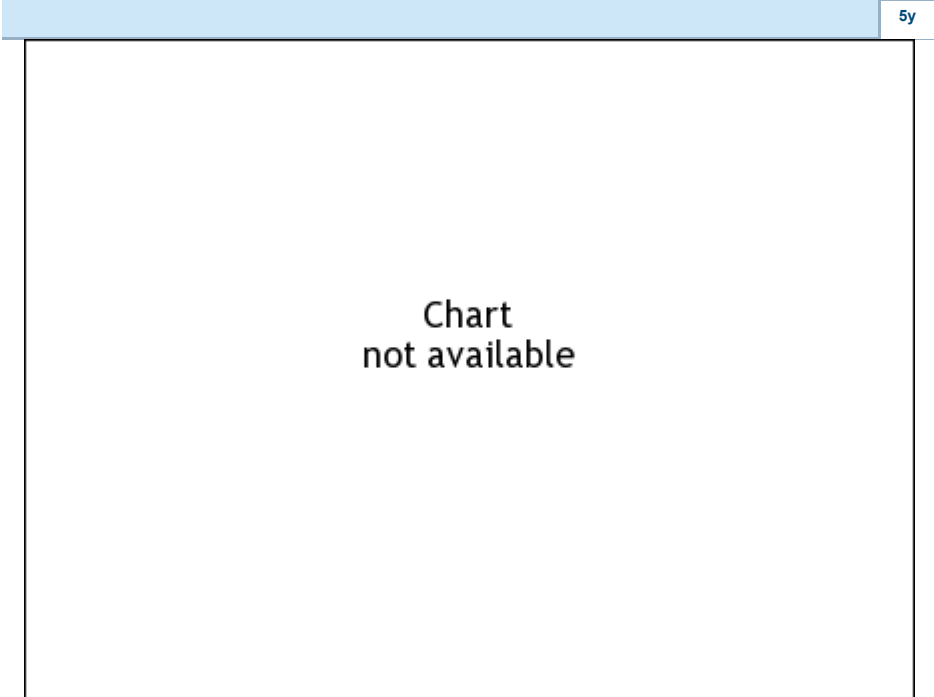
Bid (Bid size) - CHF (-)  
Ask (Ask size) - CHF (-)  
Open 0.9043 CHF  
High -  
Low -  
Close (prev. day) 0.9129 CHF  
Underlying SWISS FRANC / US DOLLAR (CHF/USD)  
Underlying price (date) 1.1029 (24/05/10)  
Settlement price (date) - (-)  
Open Interest 0

**Performance and Risk**

	6m	1y	3y
Perf (%)	-	-	-
Perf (abs.)	-	-	-
Beta	-	-	-
Volatility	-	-	-

**Futures and Options**

Related Futures -  
Related Options -








Information about previous performance does not guarantee future performance.  
Source: FactSet

**Price data**

Ø price 5 days | Ø volume 5 days (pcs.) - CHF (-)  
Ø price 30 days | Ø volume 30 days (pcs.) - CHF (-)  
Ø price 100 days | Ø volume 100 days (pcs.) - CHF (-)  
Ø price 250 days | Ø volume 250 days (pcs.) - CHF (-)  
YTD High | date - CHF (-)  
YTD Low | date - CHF (-)  
52 Weeks High | date - CHF (-)  
52 Weeks Low | date - CHF (-)

**Recent Research**

on market

Date	Headline	Download
2024/05/10	 EU News Monthly May 2024	
2024/05/08	 Marktkommentar	
2024/05/06	 Anzeichen für eine wirtschaftliche Wende?	
2024/05/06	 Mixed data on retail sales and industrial output	
2024/05/02	 FX markets reflect uncertain interest rate outlook	