

MOL SHARE FUTURES (MOL) - BUD/C1

2024/07/24 04:14:46

Price
3,121.00 HUF

Difference  9.13% (261.00)

General attributes

Symbol	MOLC1
Exchange	Budapest Stock Exchange
Currency	HUF
Security type	Future
Underlying	MOL HUNGARIAN OIL & GAS PLC HUF125(POST SUBDIVISION)
Maturity	08-2024
Contract size	50

Market data

Bid (Bid size)	2,860.00 HUF (20)
Ask (Ask size)	2,860.00 HUF (41)
Open	3,121.00 HUF
High	3,121.00 HUF
Low	3,121.00 HUF
Close (prev. day)	2,860.00 HUF
Underlying	MOL HUNGARIAN OIL & GAS PLC HUF125(POST SUBDIVISION)
Underlying price (date)	2,812.00 (24/07/26)
Settlement price (date)	- (-)
Open Interest	45

Performance and Risk

	6m	1y	3y
Perf (%)	+11.58%	-3.49%	+32.87%
Perf (abs.)	+324.00	-113.00	+772.00
Beta	-	-	-
Volatility	43.52	48.10	42.69

Futures and Options

Related Futures	-
Related Options	-

5y












Information about previous performance does not guarantee future performance.
Source: FactSet

Price data

Ø price 5 days Ø volume 5 days (pcs.)	2,943.67 HUF (35)
Ø price 30 days Ø volume 30 days (pcs.)	2,882.86 HUF (6)
Ø price 100 days Ø volume 100 days (pcs.)	2,940.42 HUF (7)
Ø price 250 days Ø volume 250 days (pcs.)	2,838.14 HUF (8)
YTD High date	3,121.00 HUF (2024/07/23)
YTD Low date	2,797.00 HUF (2024/01/23)
52 Weeks High date	3,234.00 HUF (2023/07/24)
52 Weeks Low date	2,640.00 HUF (2023/09/07)

Recent Research

on sector	on market		
Date	Headline	Download	
2024/07/26	 Equity Weekly		
2024/07/24	 Global Equity Ratings		
2024/07/24	 Aktienempfehlungen Global		
2024/07/15	 Aktienempfehlungen Global		
2024/07/12	 Equity Weekly	