

APPENINN HOLDINGS (APP) - BUD/C1

2022/11/23 02:59:47

Price

197.00 HUF

Difference  3.68% (7.00)

General attributes

Symbol	APPC1
Exchange	Budapest Stock Exchange
Currency	HUF
Security type	Future
Underlying	APPENINN HLDGS HUF100
Maturity	08-2024
Contract size	1,000

Market data

Bid (Bid size)	220.00 HUF (15)
Ask (Ask size)	190.00 HUF (5)
Open	197.00 HUF
High	197.00 HUF
Low	197.00 HUF
Close (prev. day)	190.00 HUF
Underlying	APPENINN HLDGS HUF100
Underlying price (date)	596.00 (24/07/26)
Settlement price (date)	- (-)
Open Interest	0

Performance and Risk

	6m	1y	3y
Perf (%)	-10.86%	-28.62%	-51.00%
Perf (abs.)	-24.00	-79.00	-205.00
Beta	-	-	-
Volatility	91.56	179.76	276.25

Futures and Options

Related Futures	-
Related Options	-

5y












Information about previous performance does not guarantee future performance.
Source: FactSet

Price data

Ø price 5 days Ø volume 5 days (pcs.)	202.40 HUF (6)
Ø price 30 days Ø volume 30 days (pcs.)	282.93 HUF (8)
Ø price 100 days Ø volume 100 days (pcs.)	- HUF (9)
Ø price 250 days Ø volume 250 days (pcs.)	- HUF (9)
YTD High date	264.00 HUF (2022/02/22)
YTD Low date	190.00 HUF (2022/09/16)
52 Weeks High date	311.00 HUF (2021/11/23)
52 Weeks Low date	190.00 HUF (2022/09/16)

Recent Research

on sector	on market		
Date		Headline	Download
2024/07/26		Equity Weekly	
2024/07/24		Global Equity Ratings	
2024/07/24		Aktienempfehlungen Global	
2024/07/15		Aktienempfehlungen Global	
2024/07/12		Global Equity Ratings	