


# DUNA HOUSE HOLDING PUB HUF5 (POST SUBD) (DHS) - BUD/C3

2024/09/03 03:57:24

**Price**  
**906.00** HUF

**Difference**  -1.20% (-11.00)

**General attributes**

**Symbol** DHSC3

**Exchange** Budapest Stock Exchange

**Currency** HUF

**Security type** Future

**Underlying** DUNA HOUSE HOLDING PUB HUF5 (POST SUBD)

**Maturity** 11-2024

**Contract size** 100

**Market data**

**Bid (Bid size)** - HUF (-)

**Ask (Ask size)** - HUF (-)

**Open** 906.00 HUF

**High** -

**Low** -

**Close (prev. day)** 917.00 HUF

**Underlying** DUNA HOUSE HOLDING PUB HUF5 (POST SUBD)

**Underlying price (date)** 886.00 (24/09/03)

**Settlement price (date)** - (-)

**Open Interest** 0

**Performance and Risk**

	6m	1y	3y
Perf (%)	-	-	-
Perf (abs.)	-	-	-
Beta	-	-	-
Volatility	-	-	-

**Futures and Options**

**Related Futures** -

**Related Options** -



Information about previous performance does not guarantee future performance.  
 Source: FactSet

**Price data**

Ø price 5 days | Ø volume 5 days (pcs.) - HUF (-)

Ø price 30 days | Ø volume 30 days (pcs.) - HUF (-)

Ø price 100 days | Ø volume 100 days (pcs.) - HUF (-)

Ø price 250 days | Ø volume 250 days (pcs.) - HUF (-)

YTD High | date - HUF (-)










YTD Low | date - HUF (-)

52 Weeks High | date - HUF (-)

52 Weeks Low | date - HUF (-)

**Recent Research**

on market

Date	Headline	Download
2024/07/03	 Global Strategy 3Q 2024	
2024/07/03	 Global Strategy 3Q 2024	
2024/03/26	 Global Strategy 2Q 2024	
2024/03/26	 Global Strategy 2Q 2024	
2024/01/09	 Global Strategy 1Q 2024	