

# EURO/USD FUTURES (WITH HUF SETTLEMENT) (EUR-USD) - BUD/C3

2024/04/15 18:32:26

**Price**

**1.0665** USD

**Difference**  **-0.18% (-0.00)**

**General attributes**

Symbol	EUR/USDC3
Exchange	Budapest Stock Exchange
Currency	USD
Security type	Future
Underlying	EURO / US DOLLAR (EUR/USD)
Maturity	08-2024
Contract size	1,000

**Market data**

Bid (Bid size)	1.0806 USD (3,000)
Ask (Ask size)	1.0684 USD (1,000)
Open	1.0692 USD
High	1.0692 USD
Low	1.0665 USD
Close (prev. day)	1.0684 USD
Underlying	EURO / US DOLLAR (EUR/USD)
Underlying price (date)	1.0871 (24/05/17)
Settlement price (date)	- (-)
Open Interest	0

**Performance and Risk**

	6m	1y	3y
Perf (%)	+0.32%	-3.88%	-10.99%
Perf (abs.)	+0.00	-0.04	-0.13
Beta	-	-	-
Volatility	12.40	12.32	16.87

**Futures and Options**

Related Futures	-
Related Options	-

5y











Information about previous performance does not guarantee future performance.  
Source: FactSet

**Price data**

Ø price 5 days   Ø volume 5 days (pcs.)	1.0767 USD (2,130)
Ø price 30 days   Ø volume 30 days (pcs.)	1.0827 USD (592)
Ø price 100 days   Ø volume 100 days (pcs.)	1.0867 USD (305)
Ø price 250 days   Ø volume 250 days (pcs.)	1.0876 USD (340)
YTD High   date	1.0999 USD (2024/01/11)
YTD Low   date	1.0665 USD (2024/04/15)
52 Weeks High   date	1.1280 USD (2023/07/17)
52 Weeks Low   date	1.0506 USD (2023/10/03)

**Recent Research**

on market		
Date	Headline	Download
2024/05/13	 Will Romanian central bank begin monetary easing?	
2024/05/10	 EU News Monthly May 2024	
2024/05/08	 Marktkommentar	
2024/05/06	 Anzeichen für eine wirtschaftliche Wende?	
2024/05/06	 Mixed data on retail sales and industrial output	