

EURO/TRY FUTURES (WITH HUF SETTLEMENT) (EUR-TRY) - BUD/C3

2021/06/17 04:57:42

Price

10.5881 TRY

Difference  **-3.81% (-0.42)**

General attributes

Symbol	EUR/TRYC3
Exchange	Budapest Stock Exchange
Currency	TRY
Security type	Future
Underlying	EURO / TURKISH LIRA (EUR/TRY)
Maturity	08-2024
Contract size	1,000

Market data

Bid (Bid size)	10.6778 TRY (100)
Ask (Ask size)	- TRY (-)
Open	10.5881 TRY
High	10.5881 TRY
Low	10.5881 TRY
Close (prev. day)	11.0076 TRY
Underlying	EURO / TURKISH LIRA (EUR/TRY)
Underlying price (date)	34.8553 (24/05/22)
Settlement price (date)	- (-)
Open Interest	0

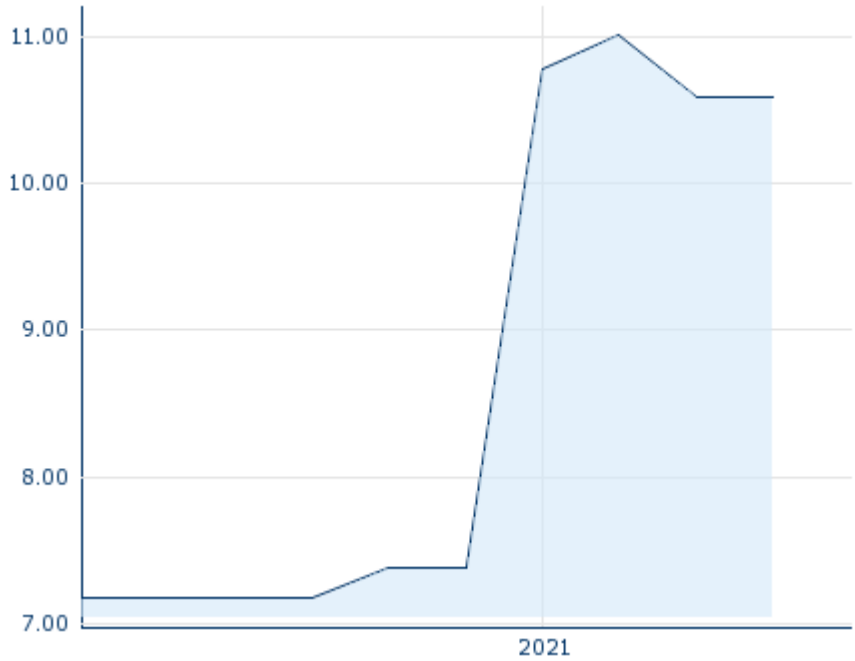
Performance and Risk

	6m	1y	3y
Perf (%)	+43.47%	+47.47%	-
Perf (abs.)	+3.21	+3.41	-
Beta	-	-	-
Volatility	310.14	230.47	193.01

Futures and Options

Related Futures	-
Related Options	-

5y








Information about previous performance does not guarantee future performance.
Source: FactSet

Price data

Ø price 5 days Ø volume 5 days (pcs.)	10.0681 TRY (40)
Ø price 30 days Ø volume 30 days (pcs.)	- TRY (20)
Ø price 100 days Ø volume 100 days (pcs.)	- TRY (20)
Ø price 250 days Ø volume 250 days (pcs.)	- TRY (20)
YTD High date	11.0076 TRY (2021/05/20)
YTD Low date	10.5881 TRY (2021/06/17)
52 Weeks High date	11.0076 TRY (2021/05/20)
52 Weeks Low date	7.1800 TRY (2020/06/19)

Recent Research

Date	Headline	Download
2024/05/21	 Verbesserung der Stimmung in der Eurozone?	
2024/05/19	 Hungarian central bank to cut rates further	
2024/05/13	 Will Romanian central bank begin monetary easing?	
2024/05/10	 EU News Monthly May 2024	
2024/05/08	 Marktkommentar	