

EURO/CZK FUTURES (WITH HUF SETTLEMENT) (EUR-CZK) - BUD/C3

2024/03/21 03:39:42

Price
25.35 CZK

Difference  0.00% (0.00)

General attributes

Symbol EUR/CZKC3
Exchange Budapest Stock Exchange
Currency CZK
Security type Future
Underlying EURO / CZECH KORUNA (EUR/CZK)
Maturity 08-2024
Contract size 1,000

Market data

Bid (Bid size) - CZK (-)
Ask (Ask size) - CZK (-)
Open 25.35 CZK
High 25.35 CZK
Low 25.35 CZK
Close (prev. day) 25.35 CZK
Underlying EURO / CZECH KORUNA (EUR/CZK)
Underlying price (date) 24.766 (24/05/15)
Settlement price (date) - (-)
Open Interest -


Performance and Risk

	6m	1y	3y
Perf (%)	-	-	-
Perf (abs.)	-	-	-
Beta	-	-	-
Volatility	-	-	-

Futures and Options

Related Futures -
Related Options -

5y











Information about previous performance does not guarantee future performance.
 Source: FactSet

Price data

Ø price 5 days | Ø volume 5 days (pcs.) - CZK (-)
Ø price 30 days | Ø volume 30 days (pcs.) - CZK (-)
Ø price 100 days | Ø volume 100 days (pcs.) - CZK (-)
Ø price 250 days | Ø volume 250 days (pcs.) - CZK (-)
YTD High | date - CZK (-)
YTD Low | date - CZK (-)
52 Weeks High | date - CZK (-)
52 Weeks Low | date - CZK (-)

Recent Research

on market			
Date		Headline	Download
2024/05/13		Will Romanian central bank begin monetary easing?	
2024/05/10		EU News Monthly May 2024	
2024/05/08		Marktkommentar	
2024/05/06		Anzeichen für eine wirtschaftliche Wende?	
2024/05/06		Mixed data on retail sales and industrial output	