

EURO/RON FUTURES (WITH HUF SETTLEMENT) (EUR-RON) - BUD/C3

2024/09/03 03:57:24

Price
4.9971 RON

Difference  -0.01% (-0.00)

General attributes

Symbol	EUR/RONC3
Exchange	Budapest Stock Exchange
Currency	RON
Security type	Future
Underlying	EURO / ROMANIAN LEU NEW (EUR/RON)
Maturity	11-2024
Contract size	1,000

Market data

Bid (Bid size)	- RON (-)
Ask (Ask size)	- RON (-)
Open	4.9971 RON
High	-
Low	-
Close (prev. day)	4.9978 RON
Underlying	EURO / ROMANIAN LEU NEW (EUR/ RON)
Underlying price (date)	4.9753 (24/09/02)
Settlement price (date)	- (-)
Open Interest	0

Performance and Risk

	6m	1y	3y
Perf (%)	-	-	-
Perf (abs.)	-	-	-
Beta	-	-	-
Volatility	-	-	-

Futures and Options

Related Futures	-
Related Options	-

5y






Information about previous performance does not guarantee future performance.
Source: FactSet

Price data

Ø price 5 days Ø volume 5 days (pcs.)	- RON (-)
Ø price 30 days Ø volume 30 days (pcs.)	- RON (-)
Ø price 100 days Ø volume 100 days (pcs.)	- RON (-)
Ø price 250 days Ø volume 250 days (pcs.)	- RON (-)
YTD High date	- RON (-)
YTD Low date	- RON (-)
52 Weeks High date	- RON (-)
52 Weeks Low date	- RON (-)

Recent Research

on market		
Date	Headline	Download
2024/09/02	 Eurozone Inflation und US-Arbeitsmarkt beschäftigen die Märkte	
2024/09/02	 More 2Q24 GDP structure and monthly data on 3Q24 performance	
2024/08/26	 Glance at GDP structure and August's inflation	
2024/08/20	 CEE Special Report Social Development Goals in the region	
2024/08/19	 Poland's monthly data as tipping point for upward growth revisions	