


# GBP/CHF FUTURES (WITH HUF SETTLEMENT) (GBP-CHF) - BUD/C3

2019/12/17 19:22:27

**Price**  
1.295 CHF

**Difference**  0.22% (0.00)

**General attributes**

**Symbol** GBP/CHFC3  
**Exchange** Budapest Stock Exchange  
**Currency** CHF  
**Security type** Future  
**Underlying** BRITISH POUND / HUNGARIAN FORINT (GBP/HUF)  
**Maturity** 08-2024  
**Contract size** 1,000

**Market data**

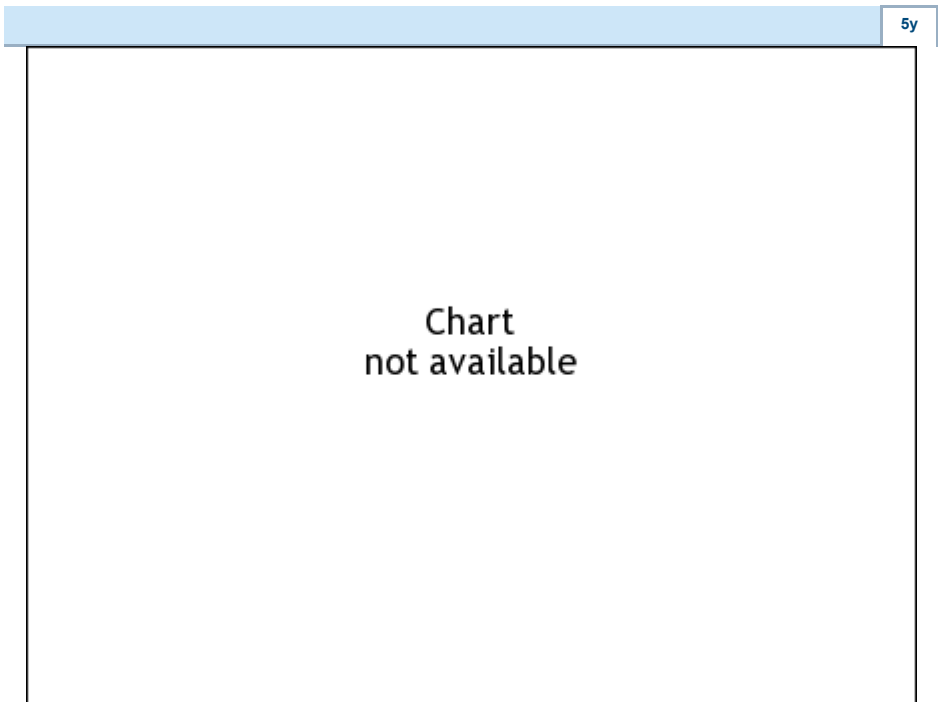
**Bid (Bid size)** 1.2922 CHF (400)  
**Ask (Ask size)** 1.295 CHF (400)  
**Open** 1.295 CHF  
**High** 1.295 CHF  
**Low** 1.295 CHF  
**Close (prev. day)** 1.2922 CHF  
**Underlying** BRITISH POUND / HUNGARIAN FORINT (GBP/HUF)  
**Underlying price (date)** 451.93 (24/05/17)  
**Settlement price (date)** - (-)  
**Open Interest** 0

**Performance and Risk**

	6m	1y	3y
<b>Perf (%)</b>	-	-	-
<b>Perf (abs.)</b>	-	-	-
<b>Beta</b>	-	-	-
<b>Volatility</b>	2.45	2.45	2.45

**Futures and Options**

**Related Futures** -  
**Related Options** -











Information about previous performance does not guarantee future performance.  
**Source:** FactSet

**Price data**

**Ø price 5 days | Ø volume 5 days (pcs.)** - CHF (400)  
**Ø price 30 days | Ø volume 30 days (pcs.)** - CHF (400)  
**Ø price 100 days | Ø volume 100 days (pcs.)** - CHF (400)  
**Ø price 250 days | Ø volume 250 days (pcs.)** - CHF (400)  
**YTD High | date** 1.295 CHF (2019/12/17)  
**YTD Low | date** 1.292 CHF (2019/12/06)  
**52 Weeks High | date** 1.295 CHF (2019/12/17)  
**52 Weeks Low | date** 1.292 CHF (2019/12/06)

**Recent Research**

**on market**

Date	Headline	Download
2024/05/13	 Will Romanian central bank begin monetary easing?	
2024/05/10	 EU News Monthly May 2024	
2024/05/08	 Marktkommentar	
2024/05/06	 Anzeichen für eine wirtschaftliche Wende?	
2024/05/06	 Mixed data on retail sales and industrial output	