


# EURO/NOK FUTURES (WITH HUF SETTLEMENT) (EUR-NOK) - BUD/C3

2024/03/21 03:39:42

**Price**  
**11.597 NOK**

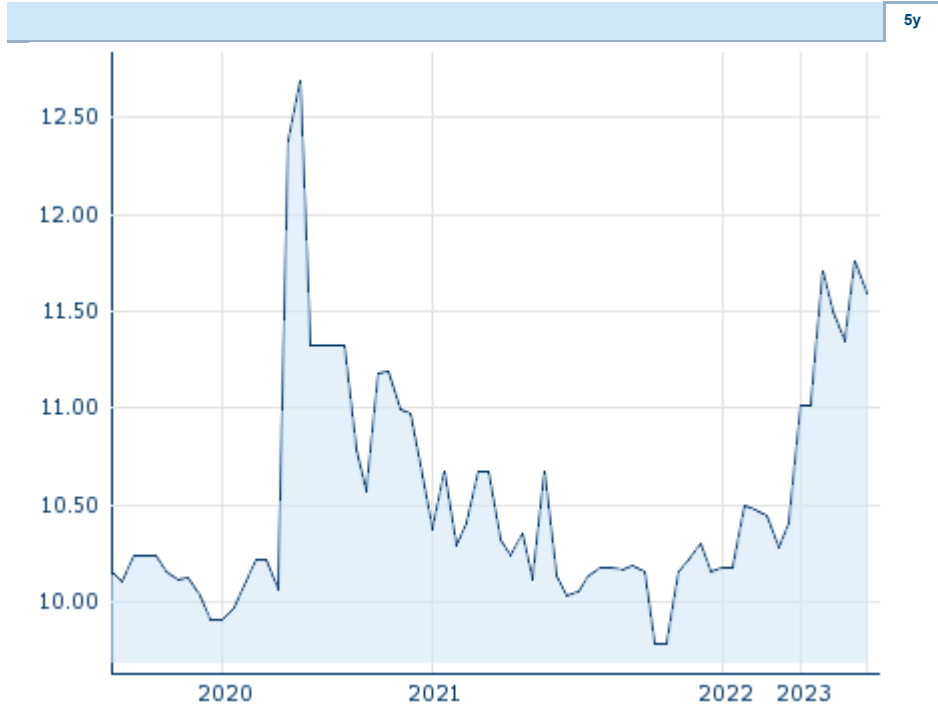
**Difference**  2.19% (0.25)

**General attributes**

Symbol	EUR/NOKC3
Exchange	Budapest Stock Exchange
Currency	NOK
Security type	Future
Underlying	EURO / NORWEGIAN KRONER (EUR/NOK)
Maturity	07-2024
Contract size	1,000

**Market data**

Bid (Bid size)	10.1743 NOK (500)
Ask (Ask size)	10.28 NOK (200)
Open	11.597 NOK
High	11.597 NOK
Low	11.597 NOK
Close (prev. day)	11.349 NOK
Underlying	EURO / NORWEGIAN KRONER (EUR/NOK)
Underlying price (date)	11.7215 (24/05/09)
Settlement price (date)	- (-)
Open Interest	0



Information about previous performance does not guarantee future performance.  
 Source: FactSet

**Performance and Risk**

	6m	1y	3y
Perf (%)	-	+5.25%	+8.64%
Perf (abs.)	-	+0.58	+0.92
Beta	-	-	-
Volatility	45.67	40.79	35.00

**Price data**






Ø price 5 days   Ø volume 5 days (pcs.)	- NOK (-)
Ø price 30 days   Ø volume 30 days (pcs.)	- NOK (-)
Ø price 100 days   Ø volume 100 days (pcs.)	11.680 NOK (0)
Ø price 250 days   Ø volume 250 days (pcs.)	11.583 NOK (0)
YTD High   date	- NOK (-)
YTD Low   date	- NOK (-)
52 Weeks High   date	11.762 NOK (2023/12/20)
52 Weeks Low   date	11.349 NOK (2023/09/27)

**Futures and Options**

Related Futures	-
Related Options	-

**Recent Research**

on market

Date	Headline	Download
2024/05/08	 Marktkommentar	
2024/05/06	 Anzeichen für eine wirtschaftliche Wende?	
2024/05/06	 Mixed data on retail sales and industrial output	
2024/05/02	 FX markets reflect uncertain interest rate outlook	
2024/05/02	 FX-Märkte spiegeln unsicheres Zinsumfeld wider	