

CAD/JPY FUTURES FUTURES (WITH HUF SETTLEMENT) (CAD-JPY) - BUD/C3

2024/07/27 09:52:03

Price
110.09 JPY

Difference  0.00% (0.00)

General attributes

Symbol	CAD/JPYC3
Exchange	Budapest Stock Exchange
Currency	JPY
Security type	Future
Underlying	CANADIAN DOLLAR / JAPANESE YEN (CAD/JPY)
Maturity	10-2024
Contract size	1,000

Market data

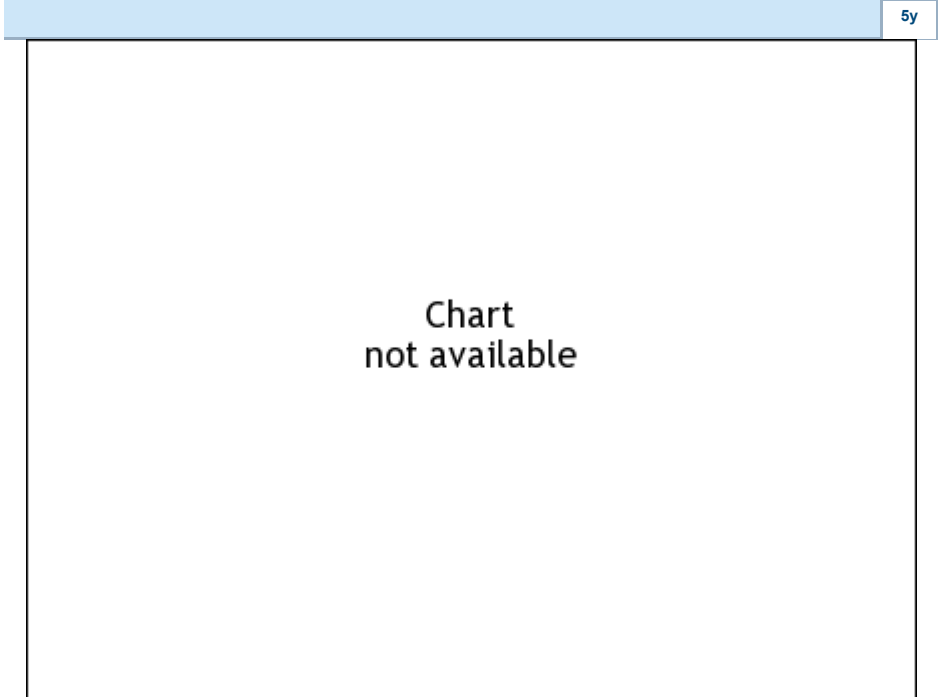
Bid (Bid size)	- JPY (-)
Ask (Ask size)	- JPY (-)
Open	110.09 JPY
High	-
Low	-
Close (prev. day)	110.09 JPY
Underlying	CANADIAN DOLLAR / JAPANESE YEN (CAD/JPY)
Underlying price (date)	111.113 (24/07/26)
Settlement price (date)	- (-)
Open Interest	0

Performance and Risk

	6m	1y	3y
Perf (%)	-	-	-
Perf (abs.)	-	-	-
Beta	-	-	-
Volatility	-	-	-

Futures and Options

Related Futures	-
Related Options	-







Information about previous performance does not guarantee future performance.
Source: FactSet

Price data

Ø price 5 days Ø volume 5 days (pcs.)	- JPY (-)
Ø price 30 days Ø volume 30 days (pcs.)	- JPY (-)
Ø price 100 days Ø volume 100 days (pcs.)	- JPY (-)
Ø price 250 days Ø volume 250 days (pcs.)	- JPY (-)
YTD High date	- JPY (-)
YTD Low date	- JPY (-)
52 Weeks High date	- JPY (-)
52 Weeks Low date	- JPY (-)

Recent Research

on market			
Date		Headline	Download
2024/07/25		CEE Special Report Can we work more for longer?	
2024/07/22		CEE Baltics Economic performance further diverges	
2024/07/22		Märkte preisen Trump noch nicht ein	
2024/07/22		Will Hungarian central bank pause or continue with monetary easing?	
2024/07/18		Western Balkan and the EU - who is ready?	