


USD/UAH FUTURES (WITH HUF SETTLEMENT) (USD-UAH) - BUD/C8

2024/08/21 03:48:40

Price
49.3571 UAH

Difference  **-0.22% (-0.11)**

General attributes

Symbol USD/UAHC8
Exchange Budapest Stock Exchange
Currency UAH
Security type Future
Underlying US DOLLAR / UKRAINE HRYVANIA (USD/UAH)
Maturity 03-2026
Contract size 1,000

Market data


Bid (Bid size) - UAH (-)
Ask (Ask size) - UAH (-)
Open 49.3571 UAH
High -
Low -
Close (prev. day) 49.4669 UAH
Underlying US DOLLAR / UKRAINE HRYVANIA (USD/UAH)
Underlying price (date) 41.3459 (24/08/21)
Settlement price (date) - (-)
Open Interest 0

Performance and Risk

	6m	1y	3y
Perf (%)	-	-	-
Perf (abs.)	-	-	-
Beta	-	-	-
Volatility	-	-	-

Futures and Options

Related Futures -
Related Options -












Information about previous performance does not guarantee future performance.
Source: FactSet

Price data

Ø price 5 days | Ø volume 5 days (pcs.) - UAH (-)
Ø price 30 days | Ø volume 30 days (pcs.) - UAH (-)
Ø price 100 days | Ø volume 100 days (pcs.) - UAH (-)
Ø price 250 days | Ø volume 250 days (pcs.) - UAH (-)
YTD High | date - UAH (-)
YTD Low | date - UAH (-)
52 Weeks High | date - UAH (-)
52 Weeks Low | date - UAH (-)

Recent Research

on market

Date	Headline	Download
2024/08/20	 CEE Special Report Social Development Goals in the region	
2024/08/19	 Poland's monthly data as tipping point for upward growth revisions	
2024/08/12	 Marktkommentar	
2024/08/12	 US-Arbeitsmarkt und Bank of Japan verunsichern die Märkte	
2024/08/12	 GDP growth data in spotlight	