

USD/RUB FUTURES (WITH HUF SETTLEMENT) (USD-RUB) - BUD/C10

2024/05/06 03:52:47

Price
108.7034 RUBDifference  -0.59% (-0.64)

General attributes

Symbol	USD/RUBC10
Exchange	Budapest Stock Exchange
Currency	RUB
Security type	Future
Underlying	US DOLLAR / RUSSIAN ROUBLE (USD/RUB)
Maturity	03-2026
Contract size	1,000

Market data

Bid (Bid size)	- RUB (-)
Ask (Ask size)	- RUB (-)
Open	108.7034 RUB
High	-
Low	-
Close (prev. day)	109.3457 RUB
Underlying	US DOLLAR / RUSSIAN ROUBLE (USD/RUB)
Underlying price (date)	91.7292 (24/05/09)
Settlement price (date)	- (-)
Open Interest	0

Performance and Risk

	6m	1y	3y
Perf (%)	-	-	-
Perf (abs.)	-	-	-
Beta	-	-	-
Volatility	-	-	-

Futures and Options

Related Futures	-
Related Options	-









5y

Chart
not availableInformation about previous performance does not guarantee future performance.
Source: FactSet

Price data

Ø price 5 days Ø volume 5 days (pcs.)	- RUB (-)
Ø price 30 days Ø volume 30 days (pcs.)	- RUB (-)
Ø price 100 days Ø volume 100 days (pcs.)	- RUB (-)
Ø price 250 days Ø volume 250 days (pcs.)	- RUB (-)
YTD High date	- RUB (-)
YTD Low date	- RUB (-)
52 Weeks High date	- RUB (-)
52 Weeks Low date	- RUB (-)

Recent Research

on market		
Date	Headline	Download
2024/05/08	 Marktkommentar	
2024/05/06	 Anzeichen für eine wirtschaftliche Wende?	
2024/05/06	 Mixed data on retail sales and industrial output	
2024/05/02	 FX markets reflect uncertain interest rate outlook	
2024/05/02	 FX-Märkte spiegeln unsicheres Zinsumfeld wider	