

## USD/PLN FUTURES (WITH HUF SETTLEMENT) (USD-PLN) - BUD/C10

2024/05/01 03:54:08

Price  
**4.1003** PLNDifference  0.43% (0.02)

## General attributes

|               |  |
|---------------|--|
| Symbol        | USD/PLNC10                             |
| Exchange      | Budapest Stock Exchange                |
| Currency      | PLN                                    |
| Security type | Future                                 |
| Underlying    | US DOLLAR / POLISH ZLOTY NEW (USD/PLN) |
| Maturity      | 03-2026                                |
| Contract size | 1,000                                  |

## Market data

|                         |  |
|-------------------------|--|
| Bid (Bid size)          | - PLN (-)                              |
| Ask (Ask size)          | - PLN (-)                              |
| Open                    | 4.1003 PLN                             |
| High                    | -                                      |
| Low                     | -                                      |
| Close (prev. day)       | 4.0828 PLN                             |
| Underlying              | US DOLLAR / POLISH ZLOTY NEW (USD/PLN) |
| Underlying price (date) | 3.9433 (24/05/14)                      |
| Settlement price (date) | - (-)                                  |
| Open Interest           | 0                                      |

## Performance and Risk

|             | 6m | 1y | 3y |
|-------------|----|----|----|
| Perf (%)    | -  | -  | -  |
| Perf (abs.) | -  | -  | -  |
| Beta        | -  | -  | -  |
| Volatility  | -  | -  | -  |

## Futures and Options

|                 |   |
|-----------------|---|
| Related Futures | - |
| Related Options | - |










5y

Chart  
not availableInformation about previous performance does not guarantee future performance.  
Source: FactSet

## Price data

|   |           |
|---|-----------|
| Ø price 5 days   Ø volume 5 days (pcs.)     | - PLN (-) |
| Ø price 30 days   Ø volume 30 days (pcs.)   | - PLN (-) |
| Ø price 100 days   Ø volume 100 days (pcs.) | - PLN (-) |
| Ø price 250 days   Ø volume 250 days (pcs.) | - PLN (-) |
| YTD High   date                             | - PLN (-) |
| YTD Low   date                              | - PLN (-) |
| 52 Weeks High   date                        | - PLN (-) |
| 52 Weeks Low   date                         | - PLN (-) |

## Recent Research

| on market  |   |   | Download  |
|------------|---|---|---|
| Date       |   | Headline  |   |
| 2024/05/13 |  | Will Romanian central bank begin monetary easing? |  |
| 2024/05/10 |  | EU News Monthly May 2024                          |  |
| 2024/05/08 |  | Marktkommentar                                    |  |
| 2024/05/06 |  | Anzeichen für eine wirtschaftliche Wende?         |   |
| 2024/05/06 |  | Mixed data on retail sales and industrial output  |  |