


USD/CAD FUTURES (WITH HUF SETTLEMENT) (USD-CAD) - BUD/C6

2024/07/27 09:52:04

Price
1.3717 CAD

Difference  0.00% (0.00)

General attributes

Symbol USD/CADC6

Exchange Budapest Stock Exchange

Currency CAD

Security type Future

Underlying US DOLLAR / CANADIAN DOLLAR (USD/CAD)

Maturity 06-2025

Contract size 1,000

Market data

Bid (Bid size) - CAD (-)

Ask (Ask size) - CAD (-)

Open 1.3717 CAD

High -

Low -

Close (prev. day) 1.3717 CAD

Underlying US DOLLAR / CANADIAN DOLLAR (USD/CAD)

Underlying price (date) 1.3833 (24/07/27)

Settlement price (date) - (-)

Open Interest 0

Performance and Risk

	6m	1y	3y
Perf (%)	-	-	-
Perf (abs.)	-	-	-
Beta	-	-	-
Volatility	-	-	-

Futures and Options

Related Futures -

Related Options -



Information about previous performance does not guarantee future performance.
Source: FactSet

Price data

Ø price 5 days | Ø volume 5 days (pcs.) - CAD (-)

Ø price 30 days | Ø volume 30 days (pcs.) - CAD (-)

Ø price 100 days | Ø volume 100 days (pcs.) - CAD (-)

Ø price 250 days | Ø volume 250 days (pcs.) - CAD (-)

YTD High | date - CAD (-)







YTD Low | date - CAD (-)

52 Weeks High | date - CAD (-)

52 Weeks Low | date - CAD (-)

Recent Research

on market

Date	Headline	Download
2024/07/25	 CEE Special Report Can we work more for longer?	
2024/07/22	 CEE Baltics Economic performance further diverges	
2024/07/22	 Märkte preisen Trump noch nicht ein	
2024/07/22	 Will Hungarian central bank pause or continue with monetary easing?	
2024/07/18	 Western Balkan and the EU - who is ready?	