


# PLN/HUF FUTURES (PLN) - BUD/C7

2024/09/03 03:57:25

**Price**  
**91.3471** HUF

**Difference**  0.10% (0.09)

**General attributes**

**Symbol** PLNC7

**Exchange** Budapest Stock Exchange

**Currency** HUF

**Security type** Future

**Underlying** POLISH ZLOTY NEW / HUNGARIAN FORINT (PLN/HUF)

**Maturity** 09-2025

**Contract size** 10,000

**Market data**

**Bid (Bid size)** - HUF (-)

**Ask (Ask size)** - HUF (-)

**Open** 91.3471 HUF

**High** -

**Low** -

**Close (prev. day)** 91.2559 HUF

**Underlying** POLISH ZLOTY NEW / HUNGARIAN FORINT (PLN/HUF)

**Underlying price (date)** 91.958 (24/09/03)

**Settlement price (date)** - (-)

**Open Interest** 0

**Performance and Risk**

	6m	1y	3y
Perf (%)	-	-	-
Perf (abs.)	-	-	-
Beta	-	-	-
Volatility	-	-	-

**Futures and Options**

**Related Futures** -

**Related Options** -



Information about previous performance does not guarantee future performance.  
 Source: FactSet

**Price data**

Ø price 5 days | Ø volume 5 days (pcs.) - HUF (-)

Ø price 30 days | Ø volume 30 days (pcs.) - HUF (-)

Ø price 100 days | Ø volume 100 days (pcs.) - HUF (-)

Ø price 250 days | Ø volume 250 days (pcs.) - HUF (-)










YTD High | date - HUF (-)

YTD Low | date - HUF (-)

52 Weeks High | date - HUF (-)

52 Weeks Low | date - HUF (-)

**Recent Research**

on underlying		on market	
Date	Headline		Download
2024/09/03	 Domestic demand remained two-faced in Q2		
2024/09/02	 More 2Q24 GDP structure and monthly data on 3Q24 performance		
2024/08/30	 Inflation remains stable		
2024/08/29	 Private and public consumption push Q2 GDP		
2024/08/27	 First pause after 15 months		