

NOK/HUF (NOK) - BUD/C8

2024/05/01 03:54:07

Price
33.8787 HUF

Difference  **-0.60% (-0.21)**

General attributes

Symbol	NOKC8
Exchange	Budapest Stock Exchange
Currency	HUF
Security type	Future
Underlying	NORWEGIAN KRONER / HUNGARIAN FORINT (NOK/HUF)
Maturity	12-2025
Contract size	10,000

Market data

Bid (Bid size)	- HUF (-)
Ask (Ask size)	- HUF (-)
Open	33.8787 HUF
High	-
Low	-
Close (prev. day)	34.0838 HUF
Underlying	NORWEGIAN KRONER / HUNGARIAN FORINT (NOK/HUF)

Underlying price (date)	- (-)
Settlement price (date)	- (-)
Open Interest	0


Performance and Risk

	6m	1y	3y
Perf (%)	-	-	-
Perf (abs.)	-	-	-
Beta	-	-	-
Volatility	-	-	-

Futures and Options

Related Futures	-
Related Options	-

5y












Information about previous performance does not guarantee future performance.
Source: FactSet

Price data

Ø price 5 days Ø volume 5 days (pcs.)	- HUF (-)
Ø price 30 days Ø volume 30 days (pcs.)	- HUF (-)
Ø price 100 days Ø volume 100 days (pcs.)	- HUF (-)
Ø price 250 days Ø volume 250 days (pcs.)	- HUF (-)
YTD High date	- HUF (-)
YTD Low date	- HUF (-)
52 Weeks High date	- HUF (-)
52 Weeks Low date	- HUF (-)

Recent Research

on underlying		on market	
Date	Headline	Download	
2024/05/13	 Will Romanian central bank begin monetary easing?		
2024/05/10	 Disinflation ended in April		
2024/05/08	 Industry plummeted by 2.8% y/y in March		
2024/05/07	 Massive surprise to the upside		
2024/05/06	 Unfavorable factors behind the shiny figure	