

NOK/HUF (NOK) - BUD/C6

2024/07/18 03:54:17

Price
33.6856 HUF

Difference  -0.78% (-0.27)

General attributes

Symbol	NOKC6
Exchange	Budapest Stock Exchange
Currency	HUF
Security type	Future
Underlying	NORWEGIAN KRONER / HUNGARIAN FORINT (NOK/HUF)
Maturity	06-2025
Contract size	10,000

Market data

Bid (Bid size)	- HUF (-)
Ask (Ask size)	- HUF (-)
Open	33.6856 HUF
High	-
Low	-
Close (prev. day)	33.9506 HUF
Underlying	NORWEGIAN KRONER / HUNGARIAN FORINT (NOK/HUF)

Underlying price (date)	- (-)
Settlement price (date)	- (-)
Open Interest	0


Performance and Risk

	6m	1y	3y
Perf (%)	-	-	-
Perf (abs.)	-	-	-
Beta	-	-	-
Volatility	-	-	-

Futures and Options

Related Futures	-
Related Options	-

5y











Information about previous performance does not guarantee future performance.
Source: FactSet

Price data

Ø price 5 days Ø volume 5 days (pcs.)	- HUF (-)
Ø price 30 days Ø volume 30 days (pcs.)	- HUF (-)
Ø price 100 days Ø volume 100 days (pcs.)	- HUF (-)
Ø price 250 days Ø volume 250 days (pcs.)	- HUF (-)
YTD High date	- HUF (-)
YTD Low date	- HUF (-)
52 Weeks High date	- HUF (-)
52 Weeks Low date	- HUF (-)

Recent Research

on underlying		on market	
Date		Headline	Download
2024/07/15		Data mix in the week to come	
2024/07/09		Energy prices delivered the pretty figure	
2024/07/08		Central bank meeting in Serbia and June's inflation	
2024/07/05		Industry surprised to the downside	
2024/07/05		From a distance, it is beautiful	