


NOK/HUF (NOK) - BUD/C4

2020/03/10 18:51:41

Price
31.07 HUF

Difference  -7.20% (-2.41)

General attributes

Symbol NOKC4
Exchange Budapest Stock Exchange
Currency HUF
Security type Future
Underlying NORWEGIAN KRONER / HUNGARIAN FORINT (NOK/HUF)
Maturity 12-2024
Contract size 10,000

Market data

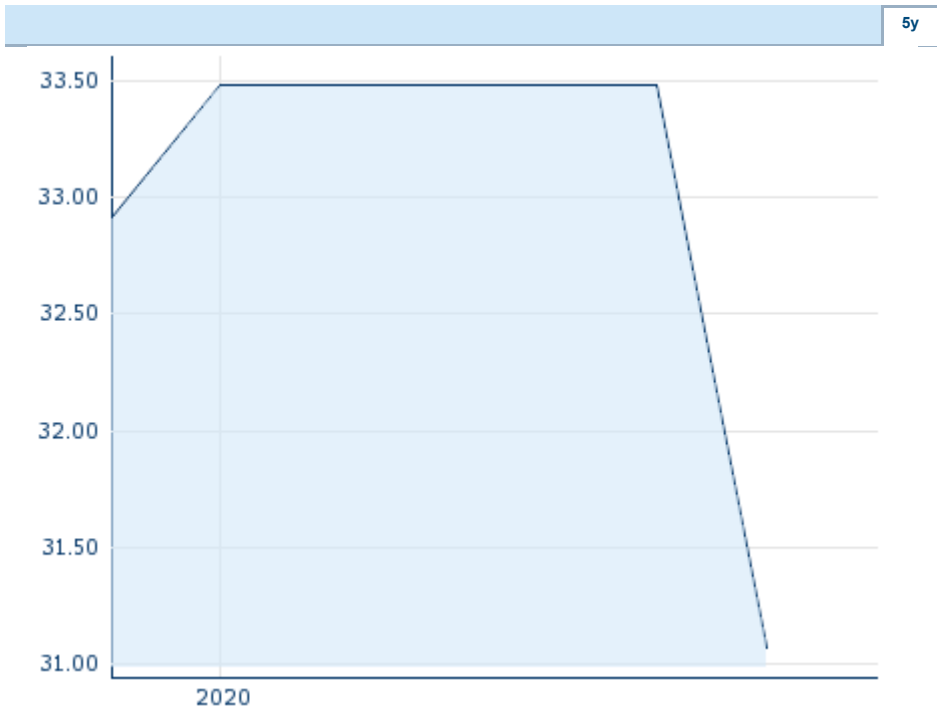
Bid (Bid size) - HUF (-)
Ask (Ask size) - HUF (-)
Open 31.07 HUF
High 31.07 HUF
Low 31.07 HUF
Close (prev. day) 33.48 HUF
Underlying NORWEGIAN KRONER / HUNGARIAN FORINT (NOK/HUF)
Underlying price (date) - (-)
Settlement price (date) - (-)
Open Interest 0

Performance and Risk

	6m	1y	3y
Perf (%)	-	-	-
Perf (abs.)	-	-	-
Beta	-	-	-
Volatility	-	-	-

Futures and Options

Related Futures -
Related Options -












Information about previous performance does not guarantee future performance.
Source: FactSet

Price data

Ø price 5 days | Ø volume 5 days (pcs.) - HUF (-)
Ø price 30 days | Ø volume 30 days (pcs.) - HUF (-)
Ø price 100 days | Ø volume 100 days (pcs.) - HUF (-)
Ø price 250 days | Ø volume 250 days (pcs.) - HUF (-)
YTD High | date - HUF (-)
YTD Low | date - HUF (-)
52 Weeks High | date - HUF (-)
52 Weeks Low | date - HUF (-)

Recent Research

on underlying		on market	
Date	Headline	Download	
2024/07/15	 Data mix in the week to come		
2024/07/09	 Energy prices delivered the pretty figure		
2024/07/08	 Central bank meeting in Serbia and June's inflation		
2024/07/05	 Industry surprised to the downside		
2024/07/05	 From a distance, it is beautiful	