

# NOK/HUF (NOK) - BUD/C4

2020/03/10 18:51:41

Price  
**31.07** HUF

Difference  -7.20% (-2.41)

### General attributes

Symbol	NOKC4
Exchange	Budapest Stock Exchange
Currency	HUF
Security type	Future
Underlying	NORWEGIAN KRONER / HUNGARIAN FORINT (NOK/HUF)
Maturity	09-2024
Contract size	10,000

### Market data

Bid (Bid size)	- HUF (-)
Ask (Ask size)	- HUF (-)
Open	31.07 HUF
High	31.07 HUF
Low	31.07 HUF
Close (prev. day)	33.48 HUF
Underlying	NORWEGIAN KRONER / HUNGARIAN FORINT (NOK/HUF)

Underlying price (date)	- (-)
Settlement price (date)	- (-)
Open Interest	0

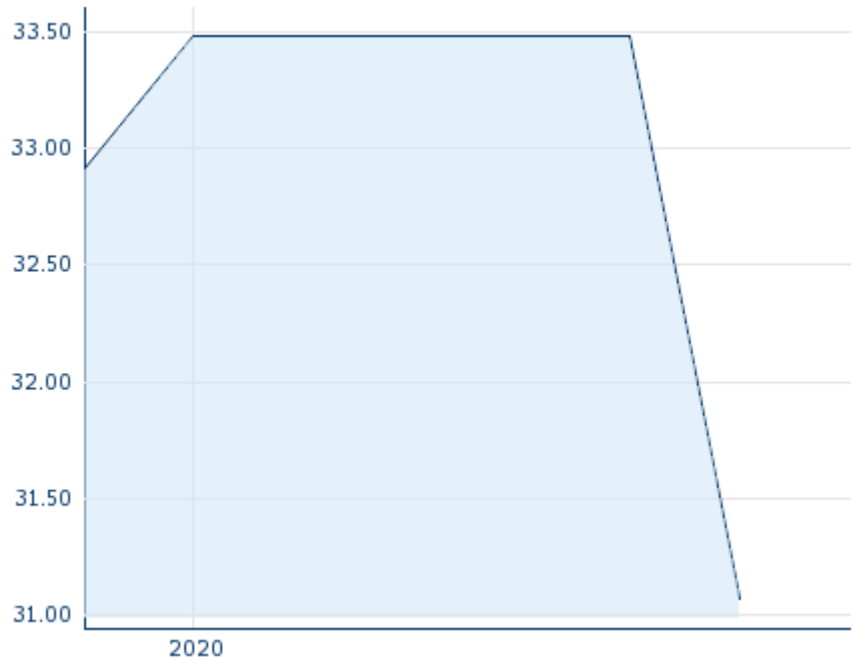
### Performance and Risk

	6m	1y	3y
Perf (%)	-	-	-
Perf (abs.)	-	-	-
Beta	-	-	-
Volatility	48.01	48.01	48.01

### Futures and Options

Related Futures	-
Related Options	-

5y












Information about previous performance does not guarantee future performance.  
Source: FactSet

### Price data

Ø price 5 days   Ø volume 5 days (pcs.)	33.00 HUF (10)
Ø price 30 days   Ø volume 30 days (pcs.)	- HUF (21)
Ø price 100 days   Ø volume 100 days (pcs.)	- HUF (21)
Ø price 250 days   Ø volume 250 days (pcs.)	- HUF (21)
YTD High   date	33.48 HUF (2020/01/13)
YTD Low   date	31.07 HUF (2020/03/10)
52 Weeks High   date	33.48 HUF (2020/01/13)
52 Weeks Low   date	31.07 HUF (2020/03/10)

### Recent Research

on underlying		on market	
Date	Headline	Download	
2024/05/13	 Will Romanian central bank begin monetary easing?		
2024/05/10	 Disinflation ended in April		
2024/05/08	 Industry plummeted by 2.8% y/y in March		
2024/05/07	 Massive surprise to the upside		
2024/05/06	 Unfavorable factors behind the shiny figure	