


GBP/USD FUTURES (WITH HUF SETTLEMENT) (GBP-USD) - BUD/C7

2024/05/01 03:54:07

Price
1.255 USD

Difference  -0.26% (-0.00)

General attributes

Symbol GBP/USDC7
Exchange Budapest Stock Exchange
Currency USD
Security type Future
Underlying BRITISH POUND / US DOLLAR (GBP/USD)
Maturity 06-2025
Contract size 1,000

Market data


Bid (Bid size) - USD (-)
Ask (Ask size) - USD (-)
Open 1.255 USD
High -
Low -
Close (prev. day) 1.2583 USD
Underlying BRITISH POUND / US DOLLAR (GBP/USD)
Underlying price (date) 1.2703 (24/05/19)
Settlement price (date) - (-)
Open Interest 0

Performance and Risk

	6m	1y	3y
Perf (%)	-	-	-
Perf (abs.)	-	-	-
Beta	-	-	-
Volatility	-	-	-

Futures and Options

Related Futures -
Related Options -











Information about previous performance does not guarantee future performance.
Source: FactSet

Price data

Ø price 5 days | Ø volume 5 days (pcs.) - USD (-)
Ø price 30 days | Ø volume 30 days (pcs.) - USD (-)
Ø price 100 days | Ø volume 100 days (pcs.) - USD (-)
Ø price 250 days | Ø volume 250 days (pcs.) - USD (-)
YTD High | date - USD (-)
YTD Low | date - USD (-)
52 Weeks High | date - USD (-)
52 Weeks Low | date - USD (-)

Recent Research

on market

Date	Headline	Download
2024/05/13	 Will Romanian central bank begin monetary easing?	
2024/05/10	 EU News Monthly May 2024	
2024/05/08	 Marktkommentar	
2024/05/06	 Anzeichen für eine wirtschaftliche Wende?	
2024/05/06	 Mixed data on retail sales and industrial output	