


# EURO/USD FUTURES (WITH HUF SETTLEMENT) (EUR-USD) - BUD/C9

2024/06/26 03:45:55

**Price**  
1.1007 USD

**Difference**  -0.61% (-0.01)

**General attributes**

|               |                            |
|---------------|----------------------------|
| Symbol        | EUR/USDC9                  |
| Exchange      | Budapest Stock Exchange    |
| Currency      | USD                        |
| Security type | Future                     |
| Underlying    | EURO / US DOLLAR (EUR/USD) |
| Maturity      | 03-2026                    |
| Contract size | 1,000                      |

**Market data**

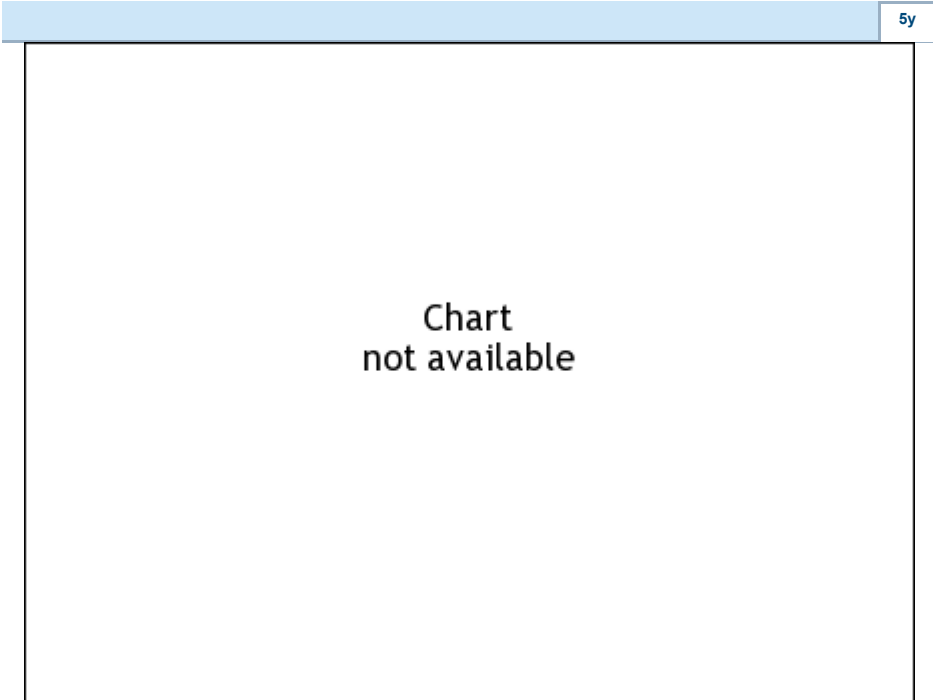
|                         |                            |
|-------------------------|----------------------------|
| Bid (Bid size)          | - USD (-)                  |
| Ask (Ask size)          | - USD (-)                  |
| Open                    | 1.1007 USD                 |
| High                    | -                          |
| Low                     | -                          |
| Close (prev. day)       | 1.1075 USD                 |
| Underlying              | EURO / US DOLLAR (EUR/USD) |
| Underlying price (date) | 1.0688 (24/06/26)          |
| Settlement price (date) | - (-)                      |
| Open Interest           | 0                          |

**Performance and Risk**

|             | 6m | 1y | 3y |
|-------------|----|----|----|
| Perf (%)    | -  | -  | -  |
| Perf (abs.) | -  | -  | -  |
| Beta        | -  | -  | -  |
| Volatility  | -  | -  | -  |

**Futures and Options**

|                 |   |
|-----------------|---|
| Related Futures | - |
| Related Options | - |












Information about previous performance does not guarantee future performance.  
Source: FactSet

**Price data**

|   |           |
|---|-----------|
| Ø price 5 days   Ø volume 5 days (pcs.)     | - USD (-) |
| Ø price 30 days   Ø volume 30 days (pcs.)   | - USD (-) |
| Ø price 100 days   Ø volume 100 days (pcs.) | - USD (-) |
| Ø price 250 days   Ø volume 250 days (pcs.) | - USD (-) |
| YTD High   date                             | - USD (-) |
| YTD Low   date                              | - USD (-) |
| 52 Weeks High   date                        | - USD (-) |
| 52 Weeks Low   date                         | - USD (-) |

**Recent Research**

on market

| Date       | Headline  | Download  |
|------------|---|---|
| 2024/06/25 |  High pressure economy: What have we learned?              |  |
| 2024/06/25 |  Diving into Slovak competitiveness                        |  |
| 2024/06/24 |  CNB set to cut rates this week, but by how much?          |  |
| 2024/06/21 |  Erste Group Research                                      |   |
| 2024/06/20 |  Bosnia and Herzegovina   Growth to remain subdued in 2024 |  |