

EURO/USD FUTURES (WITH HUF SETTLEMENT) (EUR-USD) - BUD/C6

2024/03/21 03:39:42

Price
1.1052 USD
 Difference  2.98% (0.03)

General attributes

Symbol EUR/USDC6
 Exchange Budapest Stock Exchange
 Currency USD
 Security type Future
 Underlying EURO / US DOLLAR (EUR/USD)
 Maturity 03-2025
 Contract size 1,000

Market data

Bid (Bid size) 1.133 USD (50)
 Ask (Ask size) 1.0945 USD (950)
 Open 1.1052 USD
 High 1.1052 USD
 Low 1.1052 USD
 Close (prev. day) 1.0732 USD
 Underlying EURO / US DOLLAR (EUR/USD)
 Underlying price (date) 1.0871 (24/05/17)
 Settlement price (date) - (-)
 Open Interest 950

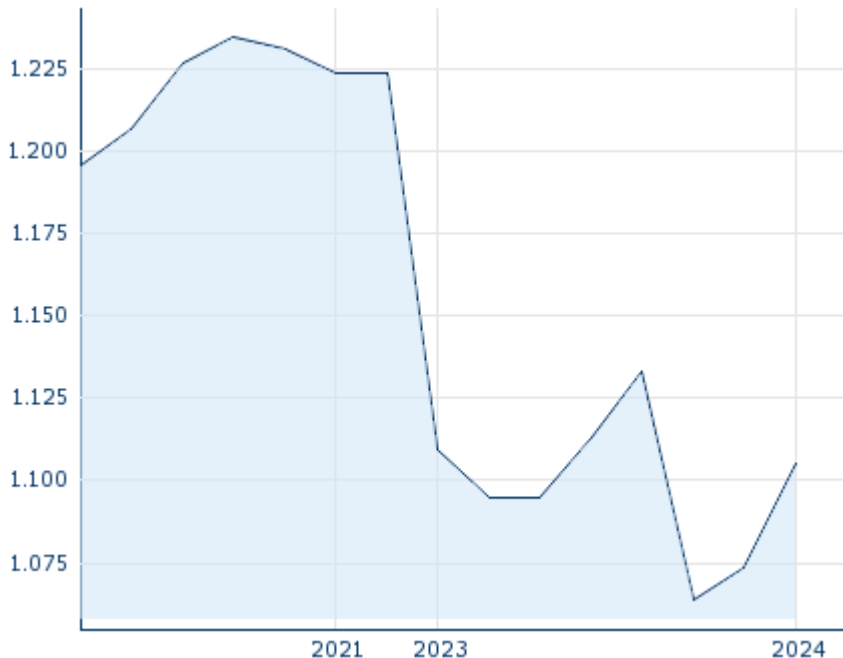
Performance and Risk

	6m	1y	3y
Perf (%)	-	+0.98%	-9.66%
Perf (abs.)	-	+0.01	-0.12
Beta	-	-	-
Volatility	23.29	66.72	-

Futures and Options

Related Futures -
 Related Options -

5y











Information about previous performance does not guarantee future performance.
 Source: FactSet

Price data

Ø price 5 days | Ø volume 5 days (pcs.) - USD (-)
 Ø price 30 days | Ø volume 30 days (pcs.) - USD (-)
 Ø price 100 days | Ø volume 100 days (pcs.) 1.0892 USD (0)
 Ø price 250 days | Ø volume 250 days (pcs.) 1.0976 USD (3)
 YTD High | date - USD (-)
 YTD Low | date - USD (-)
 52 Weeks High | date 1.1330 USD (2023/07/17)
 52 Weeks Low | date 1.0638 USD (2023/10/04)

Recent Research

on market		
Date	Headline	Download
2024/05/13	 Will Romanian central bank begin monetary easing?	
2024/05/10	 EU News Monthly May 2024	
2024/05/08	 Marktkommentar	
2024/05/06	 Anzeichen für eine wirtschaftliche Wende?	
2024/05/06	 Mixed data on retail sales and industrial output	