

EURO/TRY FUTURES (WITH HUF SETTLEMENT) (EUR-TRY) - BUD/C8

2024/05/06 03:52:46

Price
59.8804 TRY
 Difference  0.84% (0.50)

General attributes

Symbol EUR/TRYC8
 Exchange Budapest Stock Exchange
 Currency TRY
 Security type Future
 Underlying EURO / TURKISH LIRA (EUR/TRY)
 Maturity 09-2025
 Contract size 1,000

Market data

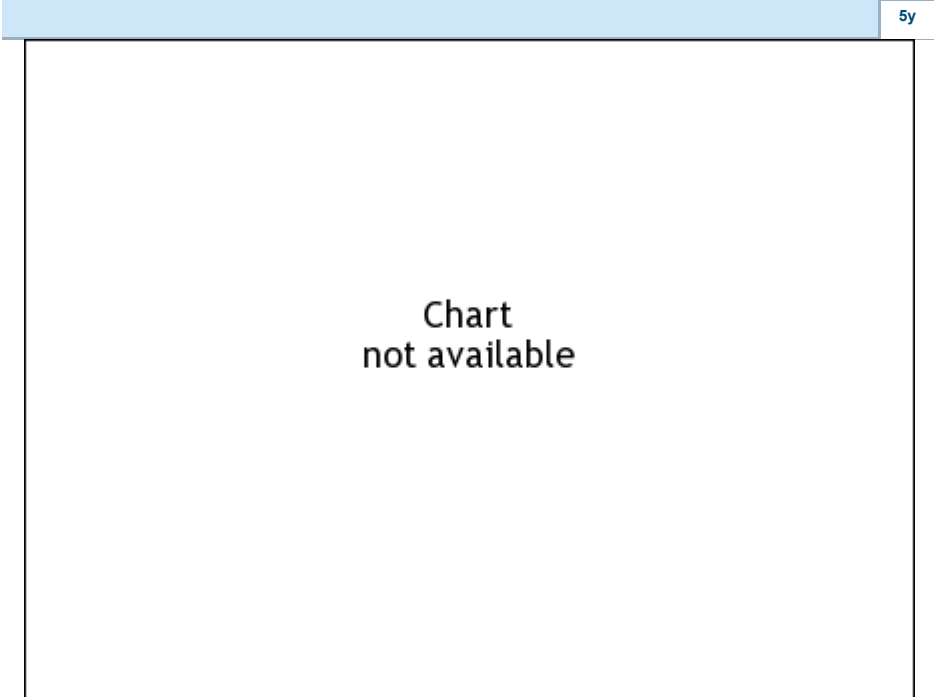
Bid (Bid size) - TRY (-)
 Ask (Ask size) - TRY (-)
 Open 59.8804 TRY
 High -
 Low -
 Close (prev. day) 59.3802 TRY
 Underlying EURO / TURKISH LIRA (EUR/TRY)
 Underlying price (date) 34.9852 (24/05/17)
 Settlement price (date) - (-)
 Open Interest 0

Performance and Risk

	6m	1y	3y
Perf (%)	-	-	-
Perf (abs.)	-	-	-
Beta	-	-	-
Volatility	-	-	-

Futures and Options

Related Futures -
 Related Options -











Information about previous performance does not guarantee future performance.
 Source: FactSet

Price data

Ø price 5 days | Ø volume 5 days (pcs.) - TRY (-)
 Ø price 30 days | Ø volume 30 days (pcs.) - TRY (-)
 Ø price 100 days | Ø volume 100 days (pcs.) - TRY (-)
 Ø price 250 days | Ø volume 250 days (pcs.) - TRY (-)
 YTD High | date - TRY (-)
 YTD Low | date - TRY (-)
 52 Weeks High | date - TRY (-)
 52 Weeks Low | date - TRY (-)

Recent Research

on market			
Date		Headline	Download
2024/05/13		Will Romanian central bank begin monetary easing?	
2024/05/10		EU News Monthly May 2024	
2024/05/08		Marktkommentar	
2024/05/06		Anzeichen für eine wirtschaftliche Wende?	
2024/05/06		Mixed data on retail sales and industrial output	