

EURO/SEK FUTURES (WITH HUF SETTLEMENT) (EUR-SEK) - BUD/C9

2024/04/18 03:48:15

Price
11.7172 SEK
Difference  0.63% (0.07)

General attributes

Symbol EUR/SEKC9
Exchange Budapest Stock Exchange
Currency SEK
Security type Future
Underlying EURO / SWEDISH KRONA (EUR/SEK)
Maturity 12-2025
Contract size 1,000

Market data

Bid (Bid size) - SEK (-)
Ask (Ask size) - SEK (-)
Open 11.7172 SEK
High -
Low -
Close (prev. day) 11.6438 SEK
Underlying EURO / SWEDISH KRONA (EUR/SEK)
Underlying price (date) 11.6793 (24/04/17)
Settlement price (date) - (-)
Open Interest 0

Performance and Risk

	6m	1y	3y
Perf (%)	-	-	-
Perf (abs.)	-	-	-
Beta	-	-	-
Volatility	-	-	-

Futures and Options

Related Futures -
Related Options -

5y











Information about previous performance does not guarantee future performance.
 Source: FactSet

Price data

Ø price 5 days | Ø volume 5 days (pcs.) - SEK (-)
Ø price 30 days | Ø volume 30 days (pcs.) - SEK (-)
Ø price 100 days | Ø volume 100 days (pcs.) - SEK (-)
Ø price 250 days | Ø volume 250 days (pcs.) - SEK (-)
YTD High | date - SEK (-)
YTD Low | date - SEK (-)
52 Weeks High | date - SEK (-)
52 Weeks Low | date - SEK (-)

Recent Research

on market			
Date		Headline	Download
2024/04/15		Croatia Special Report What's behind Croatia's economic acceleration?	
2024/04/15		Parliamentary elections in Croatia	
2024/04/11		Less aggressive monetary easing to come	
2024/04/08		EZB Zinssenkung im Juni	
2024/04/08		Inflation numbers and Serbia's central bank meeting	