


EURO/RUB FUTURES (WITH HUF SETTLEMENT) (EUR-RUB) - BUD/C7

2024/05/06 03:52:46

Price
111.4552 RUB

Difference  0.41% (0.46)

General attributes

Symbol EUR/RUBC7
Exchange Budapest Stock Exchange
Currency RUB
Security type Future
Underlying EURO / RUSSIAN ROUBLE (EUR/RUB)
Maturity 06-2025
Contract size 1,000

Market data

Bid (Bid size) - RUB (-)
Ask (Ask size) - RUB (-)
Open 111.4552 RUB
High -
Low -
Close (prev. day) 110.9959 RUB
Underlying EURO / RUSSIAN ROUBLE (EUR/RUB)
Underlying price (date) 98.998 (24/05/19)
Settlement price (date) - (-)
Open Interest 0

Performance and Risk

	6m	1y	3y
Perf (%)	-	-	-
Perf (abs.)	-	-	-
Beta	-	-	-
Volatility	-	-	-

Futures and Options

Related Futures -
Related Options -











Information about previous performance does not guarantee future performance.
Source: FactSet

Price data

Ø price 5 days | Ø volume 5 days (pcs.) - RUB (-)
Ø price 30 days | Ø volume 30 days (pcs.) - RUB (-)
Ø price 100 days | Ø volume 100 days (pcs.) - RUB (-)
Ø price 250 days | Ø volume 250 days (pcs.) - RUB (-)
YTD High | date - RUB (-)
YTD Low | date - RUB (-)
52 Weeks High | date - RUB (-)
52 Weeks Low | date - RUB (-)

Recent Research

on market

Date	Headline	Download
2024/05/13	 Will Romanian central bank begin monetary easing?	
2024/05/10	 EU News Monthly May 2024	
2024/05/08	 Marktkommentar	
2024/05/06	 Anzeichen für eine wirtschaftliche Wende?	
2024/05/06	 Mixed data on retail sales and industrial output	