


EURO/RON FUTURES (WITH HUF SETTLEMENT) (EUR-RON) - BUD/C10

2024/05/06 03:52:46

Price
5.1793 RON

Difference  0.38% (0.02)

General attributes

Symbol EUR/RONC10

Exchange Budapest Stock Exchange

Currency RON

Security type Future

Underlying EURO / ROMANIAN LEU NEW (EUR/RON)

Maturity 03-2026

Contract size 1,000

Market data

Bid (Bid size) - RON (-)

Ask (Ask size) - RON (-)

Open 5.1793 RON

High -

Low -

Close (prev. day) 5.1597 RON

Underlying EURO / ROMANIAN LEU NEW (EUR/RON)

Underlying price (date) 4.9752 (24/05/17)

Settlement price (date) - (-)

Open Interest 0

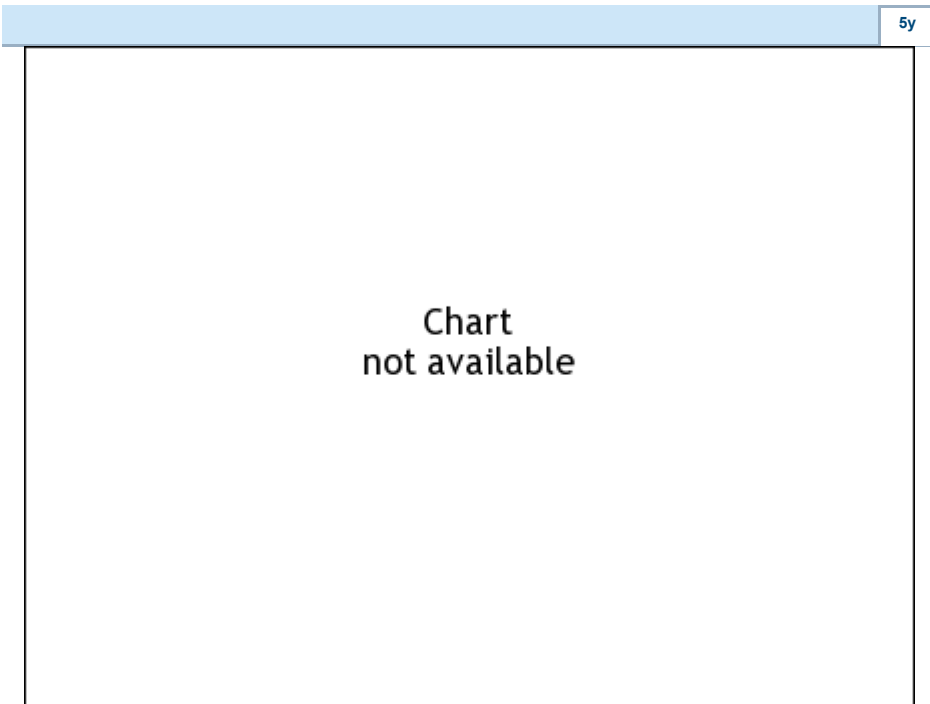
Performance and Risk

	6m	1y	3y
Perf (%)	-	-	-
Perf (abs.)	-	-	-
Beta	-	-	-
Volatility	-	-	-

Futures and Options

Related Futures -

Related Options -



Information about previous performance does not guarantee future performance.
Source: FactSet

Price data

Ø price 5 days | Ø volume 5 days (pcs.) - RON (-)

Ø price 30 days | Ø volume 30 days (pcs.) - RON (-)

Ø price 100 days | Ø volume 100 days (pcs.) - RON (-)

Ø price 250 days | Ø volume 250 days (pcs.) - RON (-)

YTD High | date - RON (-)









YTD Low | date - RON (-)

52 Weeks High | date - RON (-)

52 Weeks Low | date - RON (-)

Recent Research

on market

Date	Headline	Download
2024/05/13	 Will Romanian central bank begin monetary easing?	
2024/05/10	 EU News Monthly May 2024	
2024/05/08	 Marktkommentar	
2024/05/06	 Anzeichen für eine wirtschaftliche Wende?	
2024/05/06	 Mixed data on retail sales and industrial output	