

EURO/NOK FUTURES (WITH HUF SETTLEMENT) (EUR-NOK) - BUD/C7

2024/05/06 03:52:46

Price
11.8381 NOK

Difference  -0.94% (-0.11)

General attributes

Symbol	EUR/NOKC7
Exchange	Budapest Stock Exchange
Currency	NOK
Security type	Future
Underlying	EURO / NORWEGIAN KRONER (EUR/NOK)
Maturity	06-2025
Contract size	1,000

Market data

Bid (Bid size)	- NOK (-)
Ask (Ask size)	- NOK (-)
Open	11.8381 NOK
High	-
Low	-
Close (prev. day)	11.9505 NOK
Underlying	EURO / NORWEGIAN KRONER (EUR/NOK)
Underlying price (date)	11.6115 (24/05/20)
Settlement price (date)	- (-)
Open Interest	0


Performance and Risk

	6m	1y	3y
Perf (%)	-	-	-
Perf (abs.)	-	-	-
Beta	-	-	-
Volatility	-	-	-

Futures and Options

Related Futures	-
Related Options	-

5y












Information about previous performance does not guarantee future performance.
Source: FactSet

Price data

Ø price 5 days Ø volume 5 days (pcs.)	- NOK (-)
Ø price 30 days Ø volume 30 days (pcs.)	- NOK (-)
Ø price 100 days Ø volume 100 days (pcs.)	- NOK (-)
Ø price 250 days Ø volume 250 days (pcs.)	- NOK (-)
YTD High date	- NOK (-)
YTD Low date	- NOK (-)
52 Weeks High date	- NOK (-)
52 Weeks Low date	- NOK (-)

Recent Research

on market		
Date	Headline	Download
2024/05/19	 Hungarian central bank to cut rates further	
2024/05/13	 Will Romanian central bank begin monetary easing?	
2024/05/10	 EU News Monthly May 2024	
2024/05/08	 Marktkommentar	
2024/05/06	 Anzeichen für eine wirtschaftliche Wende?	